Access Control	
Network Switch	1
Card Reader	5
Request to Exit	1
Electric Strike	4
Magnetic Lock	2
Infrastructure	
Network Patch Panel	1
Network Jack	12
Wireless Receiver Hub	2
Intrusion Detection	
Single Door	2
Double Door	1
IDS Keypad	1
Alarm Sounder	1
Video Surveillance	
Fixed Camera	5
UPS Power Unit	1
Equipment Rack	1

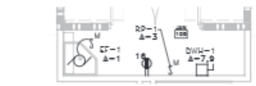

6 E-301 JANITOR CLOSET 112
SCALE: 1/4" = 1'-0"

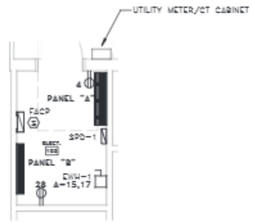

4 E-301 ELECTRICAL ROOM
SCALE: 1/4" = 1'-0"

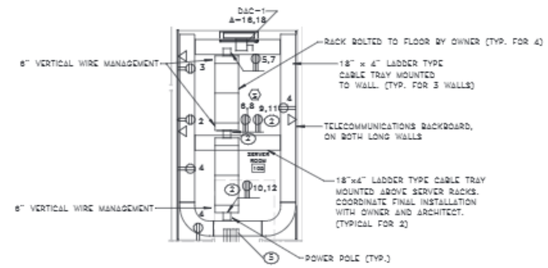

5 E-301 SERVER ROOM
SCALE: 1/4" = 1'-0"

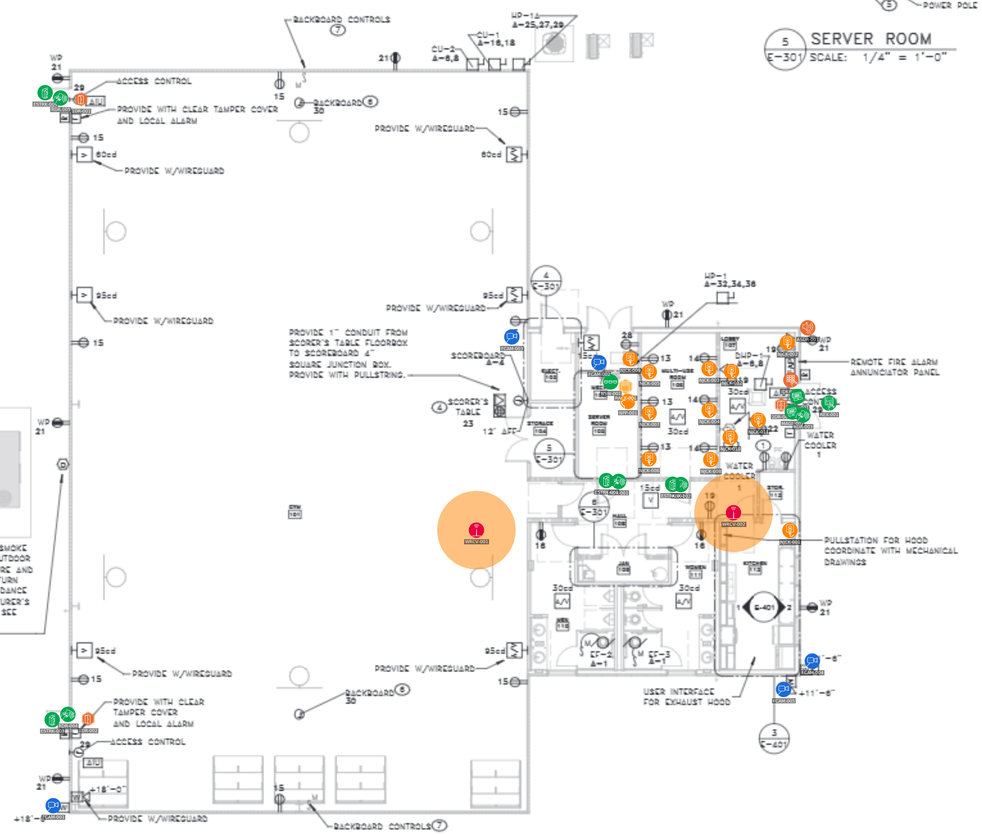

1 E-301 POWER & SYSTEMS PLAN
SCALE: 1/8" = 1'-0"

KEY NOTES

1 PROVIDE GFI TYPE BREAKER TO SUPPORT WATER COOLERS.

2 PROVIDE 208V, 30 AMP NEMA L6-30R TWIST-LOC RECEPTACLE IN POWER POLE FOR UPS. VERIFY ALL RECEPTACLE AND POWER POLE LOCATIONS IN SERVER ROOM WITH COUNTY IT PRIOR TO ROUGH-IN. POWER POLE SHALL BE LEGRAND WIREMOLD 30TC WITH 30TP-J DEVICE PLATE (OR EQUAL) COMPATIBLE WITH NEMA L6-30R TWIST-LOC RECEPTACLE.

3 PROVIDE AN ALL IN ONE BACKBOX, LEGRAND CHIEF PAC S2SFW OR EQUAL, FOR THE TV. PROVIDE WITH PROVISION FOR DATA. PROVIDE 1" CONDUIT WITH PULLSTRING FROM BOX TO NEAREST DATA ROOM. PROVIDE 3/4" CONDUIT FOR POWER TO ELECTRICAL ROOM. PROVIDE SPARE 1" CONDUIT AND STUB OUT ABOVE CEILING. COORDINATE MOUNTING HEIGHT WITH ARCHITECT.

4 PROVIDE FLOORBOX FOR SCORER'S TABLE. PROVIDE FLOORBOX EQUIPPED WITH 20A, 120V DUPLEX RECEPTACLES AND ONE GANG DATA. PROVIDE CIRCUIT TO INDICATED PANEL IN 3/4" CONDUIT, ONE 1" CONDUIT TO NEAREST SERVER ROOM, AND ONE 1" CONDUIT FROM FLOORBOX TO SCOREBOARD JUNCTION BOX. (LEGRAND RFB123R3000 OR EQUAL). COORDINATE EXACT LOCATION WITH ARCHITECT.

5 PROVIDE FOUR STI EZ PATH SERIES 33 FIRE RATED PENETRATIONS IN SERVER ROOM THU RATED WALLS.

6 PROVIDE CIRCUIT TO BACKBOARD LOWERING SYSTEM IN ACCORDANCE WITH MANUFACTURER'S REQUIREMENTS AT EACH BACKBOARD LOCATION. COORDINATE EXACT BACKBOARD POWER LOCATION WITH ARCHITECT PRIOR TO ROUGH-IN.

7 PROVIDE CONTROL WIRING IN ACCORDANCE WITH MANUFACTURER'S REQUIREMENTS FROM LOWERING SYSTEM TO CONTROL STATION. COORDINATE CONTROL STATION LOCATION WITH ARCHITECT PRIOR TO ROUGH-IN.

GENERAL NOTES

1 LIGHTING AND RECEPTACLE CIRCUITS SHOWN ON THIS SHEET SHALL BE FED FROM PANEL 'B' UNLESS NOTED OTHERWISE.

2 EACH VOICE/DATA OUTLET SHALL HAVE TWO CABLES PER JACK UNLESS NOTED OTHERWISE.

FOR CONSTRUCTION 11-29-22

SCALE: 1/4" = 1'-0"
SCALE: 1/8" = 1' - 0"

BELKA ENGINEERING ASSOCIATES
25195 PLATT SPRINGS Rd | WEST COLUMBIA, SC
(803) 731-0550 Office | (803) 960-6663 Cell
CONTACT: CLIFF STRINGFIELD
cstringfield@belka-consulting.com
IC22106

INFRASTRUCTURE CONSULTING & ENGINEERING
ARCHITECTURE
110 Midlands Court
Columbia, SC 29169
803-822-0333

SOUTH CAROLINA BELKA ENGINEERING ASSOC. INC. No. C000253 CERTIFICATE OF AUTHORIZATION

Consultant:

Designed by: HT
Drawn by: DMS
Checked by: CES
Project Number: IC22106-R
Notes:

SOUTH CAROLINA Professional Engineer No. 28101 JASON L. ARCHENAUT 11-03-22

REVISIONS

No.	Description	Date

Project Name:
RIDGEWAY RECREATION CENTER
1900
US Highway 21 South
Ridgeway, SC 29130

Drawing Name: POWER & SYSTEMS PLAN
Date: 11-03-22
Sheet Number: E-301
Scale: As indicated
Drawing Number: IC22106-R

CONSTRUCTION DOCUMENTS