REQUEST FOR BIDS

RFB NO. 21-63.05

FOR

FAIRFIELD COUNTY

BLACKSTOCK PARK PROJECT

1776 Overlook Road Blackstock, SC

Advertisement Date: Wednesday April 27, 2022

Project Number: 21-63.05

Bids Due: Tuesday, May 24, 2022, at 10:00 AM
Conference Room, 250 N Walnut Street
Winnsboro, SC 29180

Type: Construct a Mini Recreation Park in Blackstock, Fairfield Co., SC

Engineer: Infrastructure Consulting & Engineering (ICE)

Contractor: _____

Address: _____

_____

Table of Contents

SECTION I: NOTICE TO CONTRACTORS:....4

SECTION II: GENERAL CONDITIONS & CONTRACT 6
GENERAL CONDITIONS: 7
FORM OF AGREEMENT: 14
PERFORMANCE BOND: 19
PAYMENT BOND: 20

SECTION III: SPECIAL PROVISIONS 21
DEFINITION AND TERMS: 22
ERRATA TO 2007 STANDARD SPECIFICATIONS FOR HIGHWAY CONSTRUCTION: 22
SUBSTANTIAL COMPLETION OF WORK: 22
AWARD OF CONTRACT: 22
PROPOSAL ITEMS AND QUANTITIES: 22
CONSTRUCTION STAKES, LINES AND GRADES: 23
QUALIFIED PRODUCT LISTINGS: 23
SOUTH CAROLINA MINING ACT: 23
DBE PARTICIPATION: 23
CONSTRUCTION QUALITY CONTROL AND ASSURANCE TESTING: 23
INSURANCE REQUIREMENTS: 23
RETAINAGE: 24
PROMPT PAYMENT CLAUSE: 24
MANUFACTURERS MATERIALS CERTIFICATIONS AND CERTIFIED TEST REPORTS: 24
REQUIRED MEDIA NOTIFICATION FOR CONSTRUCTION PROJECTS: 24
CERTIFICATION & COMPLIANCE CONCERNING ILLEGAL ALIENS 24
CONTRACT TIME AND DETERMINATION AND EXTENSION OF CONTRACT TIME: 25
FAILURE TO COMPLETE THE WORK ON TIME: 25
COORDINATION OF UTILITY RELOCATION WORK: 25
CONSTRUCTION SCHEDULE: 25
SEEDING: 25
WORK SCHEDULE: 25
PERMANENT CONSTRUCTION SIGNS: 25
SPECIFIED ITEM SUBSTITUTIONS: 25
PICNIC SHELTER: 26
WARRANTY: 26
CONCRETE JOINTS: 26
GRASSING: 26
SIGNS: 26
BID ALTERNATE: 26
BID ITEMS: 26

SECTION IV: SUPPLEMENTAL SPECIFICATIONS 27
THE SOUTH CAROLINA MINING ACT: 28
PROMPT PAYMENT CLAUSE: 29
ERRATA TO 2007 STANDARD SPECIFICATION FOR HIGHWAY CONSTRUCTION 30

TABLE OF CONTENTS CONTINUED

SECTION V: BID FORM 34
BID BOND: 40

SECTION VI: PROJECT INFORMATION 41
ESTIMATED QUANTITIES BY PROJECT: 42
PROJECT STANDARD DRAWINGS: 43
PROJECT MAPS: 47
SIGNS: 50
PLANS: 52

SECTION I: NOTICE TO CONTRACTORS

PROJECT NAME: Fairfield County Blackstock Park Project

PROJECT NUMBER: 21-63.05

PROJECT LOCATION: Fairfield County, SC

BID BOND/SECURITY: Required at 5% of the bid amount

PERFORMANCE BOND: Required at 100% of the bid amount

PAYMENT BOND: Required at 100% of the bid amount

DBE PARTICIPATION: Encouraged at 5% or greater

DESCRIPTION OF PROJECT: Construct a Mini Recreation Park in Blackstock, SC, for Fairfield County

AGENCY/OWNER: FAIRFIELD COUNTY, 350 Columbia Road, Winnsboro SC 29180

ENGINEER: *INFRASTRUCTURE CONSULTING AND ENGINEERING, LLC (ICE)*: Project Manager, Bill Coleman, 121 Midlands Court, West Columbia, SC 29169, Email: bill.coleman@ice-eng.com, Cell: 803-261-5581

QUESTIONS: All questions, requests, and correspondence shall be addressed to the Project Manager, Bill Coleman. All questions concerning the Bid Documents shall be in writing and submitted by COB **May 20, 2022.**

PLANS AND BID DOCUMENTS ON FILE: Fairfield County Procurement Office, *INFRASTRUCTURE AND CONSULTING ENGINEERING, LLC (ICE) Columbia, SC*

PLAN DEPOSIT: Bid Documents may be obtained as a hard copy from the Engineer for $100.00 non-refundable fee or electronic copy for no charge.

PRE-BID CONFERENCE: There will be no pre-bid conference. Any questions or concerns should be addressed by email to Bill Coleman, at bill.coleman@ice-eng.com. All questions with answers will be forwarded to all known plan holders

BID CLOSING AND OPENING: Tuesday May 24, 2022, 10:00 AM

BID SUBMITTAL: Submit Sealed Bids clearly marked "RFB: 21-63.05" with the bidder's name, address, and South Carolina contractor license number on the envelope to: Fairfield County Procurement, Attn: Ms. Cathy Washington, County Government Complex, 250 N Walnut Street, Winnsboro SC 29180**"**

SUBSTANTIAL COMPLETION: All projects will be completed by September 30, 2022

IF YOU DOWNLOAD THIS DOCUMENT WITH INTENT TO BID,

PLEASE EMAIL BILL COLEMAN AT

BILL.COLEMAN@ICE-ENG.COM

TO RECEIVE ANY ADDENDA OR OTHER MODIFICATIONS THAT MAY BE ISSUED AT A LATER DATE

SECTION II: GENERAL CONDITIONS AND CONTRACT

GENERAL CONDITIONS

1. BID INSTRUCTIONS AND SUBMITTAL:
   a. Bids shall be publicly opened at the time and place as indicated in the *Notice to Contractors*.
   b. Sealed bids shall be enclosed and secured in an envelope bearing the markings as described under Bid Submittals in the *Notice to Contractors*. Bids shall be addressed to the Fairfield County Procurement Office, Attention: Ms. Cathy Washington, County Administrative Building, 2nd Floor Conference Room, 350 Columbia Road, Winnsboro, SC 29180.
   c. Bids shall be submitted no later than **Tuesday, May 24, 2022, at 10:00 AM,** if mailed or hand delivered in the places and manners as described in paragraph b above and on the date indicated by the *Notice to Contractors*. Bids received after these times are considered late bids. Late bids shall not be considered unless the delay was caused by improper handling by the County's employees.
   d. The County shall not accept responsibility for unidentified bids.
   e. In the event that a bid is unintentionally opened prior to the official time set for the bid opening, the employee opening such bid shall immediately inform the Procurement Officer or his/her assistant who shall, in the presence of another of equal rank or above, immediately contact the vendor submitting the bid.
   f. The vendor so contacted will be informed as to the circumstances and shall be invited to come to the office of Procurement to reseal and submit or withdraw the bid, if the vendor elects to reseal and submit the bid, such vendor shall be required to sign, date, and indicate the time of resealing on the bid envelope. If the vendor directs the Procurement Office to reseal the bid, both the employee making the contact to the vendor and the owner witness present, shall sign, date, and indicate the time of sealing on the bid envelope.
   g. In the event that the Procurement Office is directed by the vendor to return the bid, a statement properly witnessed stating the action taken and when, shall be duly filed.
   h. All prices and quotations shall be entered in ink or typewritten and shall remain firm for no less than sixty (60) days from the date of the bid. Mistakes may be crossed out and corrections inserted adjacent there to and shall be initialed in ink by the person signing the bid. The bidder shall insert the net price per stated unit and the extension against each item, which he/she proposed to deliver. The price shall include in the grand total column all delivery charges, installation, and applicable taxes when necessary.
   i. Bids Will Not Be Considered unless the bidder is legally qualified under the provisions of the South Carolina Contractor's Licensing Law (South Carolina Code of Laws as amended).
   j. Bids Will Not Be Considered unless accompanied by a sealed, bidder's bond, for 5 percent (5%) of the amount of the bid. Bid bond will be duly executed by the bidder as principal & having as surety thereon a surety company licensed to do business in the State of South Carolina. Successful bidder will be required to furnish a satisfactory performance & payment bond each in the amount of 100 percent (100%) of the bid.
   k. The County Reserves the Right to accept or reject any & all responses, to waive technicalities & informalities, to negotiate further with the Contractor of its choice, & to request additional information, to interview & to make an award deemed in its own best interest. All submittals shall become property of the County and is subject to the Freedom of Information Act (FOIA) regulations.

2. TAXES: When applicable, South Carolina sales tax shall be shown as a separate entry on the bid total summation. In other words, there shall be a bid subtotal with South Carolina tax added in to create a grand total. When required, exemption certificates shall be furnished on forms provided by the vendor.

3. PROPRIETARY INFORMATION: Bidders shall visibly mark as "CONFIDENTIAL" each part of their bid which considers proprietary information. Price may not be considered confidential proprietary information.

4. AMBIGUOUS BIDS: Bids which are uncertain as to terms, delivery, quantity, or compliance with requirements and/or specifications may be rejected or otherwise disregarded.

5. COVENANT AGAINST CONTINGENT FEES: The vendor warrants that no person or selling agency has been employed or retained to solicit or secure this contract upon an agreement or understanding for a commission, percentage, brokerage, or contingent fee, excepting bona fide employees or bona fide established commercial or selling agencies maintained by the vendor for the purpose of securing business. For breach or violation of this warranty, Fairfield County shall have the right to annul this contract without liability or in its discretion to deduct from the contract price or consideration, or otherwise recover the full amount of such commission, percentage, brokerage, or contingent fee.

6. BIDDER'S QUALIFICATIONS: Bids shall be considered only from bidders who are regularly established in the business called for and who in the judgment of the Owner are financially responsible and able to show evidence of their reliability, ability, experience, equipment supervised by them to render prompt and satisfactory service in the volume called for under this contract.

7. ACKNOWLEDGEMENT OF AMENDMENTS TO REQUEST FOR BIDS:
   a. Bidders shall acknowledge receipt of any amendments to this solicitation either by signing and returning one (1) copy of the amendment or by letter or by telegram or by fax, or e-mail and by acknowledging the amendment on the Bid Form.
   b. Fairfield County must receive the acknowledgment by the time, date, and at the place specified for receipt of bids.

8. AFFIRMATIVE ACTION: The successful bidder will take affirmative action in complying with all Federal and State requirements concerning fair employment, employment of the handicapped, and concerning the treatment of all employees, without regard or discrimination by reason of race, color, religion, sex, national origin and/or physical handicap and to ENSURE EQUAL EMPLOYMENT OPPORTUNITY is provided for as applicable.

9. EXPLANATION TO PROSPECTIVE BIDDERS:
   a. Any prospective bidder desiring an explanation or interpretation of this solicitation shall request it in writing soon enough to allow a reply to reach all prospective bidders before submission of their bids.
   b. Oral explanation and/or instructions given before the award of the contract shall not be binding.
   c. Any information given to a prospective bidder pertaining to this solicitation shall be furnished promptly to other prospective bidders as an amendment if that information is necessary in submitting bids or if the lack of it would be prejudicial to other prospective bidders.

10. AWARDING POLICY: The County reserves the right to select and award on an individual item basis, lot (group) basis or an "all or none" basis, whichever the County determines to be most advantageous. Therefore, individual prices per item must be indicated on the bid form. Bidders are encouraged to offer discounts for consideration of consolidated award.

    Furthermore, the County in determining the lowest responsible bidder on each of the items shall consider, in addition to the bid prices, the quality, training, suitability and adaptability of the services required by this solicitation. The County reserves the right to reject or accept any or all bids and to waive any informalities and/or irregularities thereof.

    In the event that identical bids are received on like items, the Procurement Officer, subject to the approval of the County Administrator, shall award bids by whichever of the following procedures is deemed most appropriate under the circumstances:
    a. Award to the firm whose primary business establishment is physically located:
       i. within the boundaries of Fairfield County; and
       ii. within the boundaries of the State of South Carolina.
    b. If all of the above are equal, the County shall award by a toss of a coin with all interested parties given an opportunity to witness. The County shall have a minimum of two witnesses for the coin toss.

11. WITHDRAWAL OF BIDS: Any bidder may withdraw his bid prior to the closing time scheduled for the receipt of bids. No bid shall be withdrawn for a period of sixty (60) days after the schedule closing time for the receipt of bids. The County reserves the right to award contracts for a period of sixty (60) days.

12. SUBMISSION OF DATA: Each bidder, upon request, shall submit evidence of Liability Insurance, Workmen's Compensation (if required), and other data regarding experience relating to this bid and proposes to satisfy the requirements of this solicitation and fulfillment of a contract.

13. ACCIDENTS: The vendor shall hold the County harmless from any and all damages and claims that may arise by reason of any negligence on the part of the vendor, his agents, or employees in the performance of this contract. In case any action is brought against the County or any of its agents or employees, the vendor shall assume full responsibility for the defense thereof. Upon his failure to do so after proper notice, the County reserves the right to defend such motion and charge all costs thereof to the vendor. The vendor shall take all precautions necessary to protect the public against injury.

14. STATEMENT OF COMPLIANCES AND ASSURANCES: By submitting a bid and signing the bid schedule, vendors are providing written assurance of non-collusion and understanding, and acceptance of all general and special conditions stated in this contract. In addition, this signature certifies that the firm or agency represented in the bid submitted complies with all applicable federal and state laws and regulations.

15. BIDDERS RESPONSIBILITY: Each bidder shall fully acquaint himself/herself with conditions relating to the scope and restrictions attending the execution of the work under the conditions of this bid. It is expected that this will sometimes require on-site observation. The failure or omission of bidder to acquaint himself/herself with existing conditions shall in no way relieve the bidder of any obligations with respect to this bid or contract.

16. FAILURE TO SUBMIT BID: Recipients of this solicitation not responding with a bid should not return this solicitation unless it specified otherwise. Instead, they should advise the issuing office by letter or postcard whether they want to receive future consideration for similar requirements. If a recipient does not submit a bid or fails to respond by submitting a "no bid" for three (3) consecutive bids for the same commodity, they shall be removed from the applicable vendor list.

17. EXAMINATION OF RECORDS:
    a. The County Administrator of Fairfield County or his duly authorized representative(s) and/or duly authorized representative(s) from the office of the County Auditor shall, until three (3) years after final payment under this contract, have access to and the right to examine any of the Contractors' directly pertinent books, documents, papers, or other records involving transactions related to this contract.
    b. He/She agrees to include in first-tier subcontracts under this contract a clause to the effect that the County Administrator of Fairfield County or his duly authorized representative(s), and/or duly authorized representative(s) from the office of the County Auditor shall, until three (3) years after final payment under the subcontract, have access to and the right to examine any of the subcontractors' directly pertinent books, documents, papers or other records involving transactions related to the subcontract(s).

18. MATERIALS REQUIRED: Materials required must be in conformity with the specifications and shall be subject to inspection and approval after delivery and shall comply in quality and type of material and method of manufacture with all applicable local or state laws pertaining thereto. The right is reserved to reject and return at the risk and expense of the vendor such portions of any shipment which may be defective or fail to comply with specifications and without validating the remainder of the order.

19. "OR APPROVED EQUAL" CLAUSES: Certain processes, types of equipment, or kinds of materials are described in the specifications and on the drawings by means of trade names and catalog numbers. In each instance where this occurs, it is understood and inferred that such description is followed by the words "or approved equal". Such method of description is intended merely as a means of establishing a standard of comparison. However, the County reserves the right to select the items which, in the judgment of the County, are best suited to the needs of the County, based on price, quality, service, availability and other relative factors. Bidders must indicate brand name, model, model number, size, type, weight, color, etc., of the item bid if not exactly the same as the item specified. Vendor's stock number or catalog number is not sufficient to meet this requirement. If any bidder desires to furnish an item different from that specifically mentioned in the specifications, he/she shall submit with his bid the information, data, pictures, cuts, designs, etc., of the material he/she plans to furnish so as to enable the County to compare the material specified; and such material will be given due consideration. The County reserves the right to insist upon and receive the items as specified if the submitted items do not meet the County's standards for acceptance.

20. PATENTS: The vendor shall hold the County, its officers, agents, and employees harmless from liability of any nature or kind whatsoever, on account of use by the publisher or author, manufacturer, or agent, of any copyrighted or copyrighted composition, secret process, article, or appliance furnished or used under this bid.

21. INSTALLATION: Where equipment is called for to be installed under this bid, it shall be placed, leveled, and accurately fastened into place by the vendor. He/she shall be responsible for obtaining dimensions and other such data which may be required to assure exact fit to work under another contract or as intended by the County. The vendor shall be responsible providing an appropriate amount of lead-in to equipment requiring electrical, water or other basic service. The County will normally be responsible for bringing the appropriate service to the lead-in. The vendor shall completely remove from the premises all packing, crating, and other letter due to his/her work. He/she shall also be responsible for the cost of repair of any damage to existing work which is caused by him/her equipment.

22. GUARANTEE: The vendor shall supply a guarantee for all workmanship for the equipment the/she is furnishing for a period comparable to the standards in the industry. When defects or faulty material is discovered during the guarantee period, the vendor shall, immediately, upon notification by the County, proceed at his/her own expense, to repair or replace the same, together with any damage to all finishes, equipment, and furnishings that may have been damaged as a result of the defective equipment or workmanship.

23. PROPER INVOICE: Invoices submitted for payment for goods or services provided under this Contract, shall contain, as a minimum the following information:
    a. Name of business concern
    b. Contract number or other authorization for delivery of service or property
    c. Complete description
    d. Price and quantity of property or service delivered or executed
    e. Name where applicable
    f. Title, telephone number and complete mailing address of responsible official to whom payment is to be sent; and other substantiating documentation of information as required by the contract or owner.

24. CONFLICTS IN SPECIFICATIONS: When contract language or specifications are in conflict, the Engineer shall choose the language/specification that is applicable to the project condition covered, and shall generally choose the more stringent, restrictive, or costly language/specification.

25. SERVICE FACILITIES: In considering the services bid upon, the County shall take into consideration past performance of existing work and installations, service and facilities provided by the bidder. The bidder shall have available a local organization that is trained in proper construction methods.

26. S.C. LAW CLAUSE: Upon award of a contract under this bid, the person, partnership, association, or corporation to whom the award is made must comply with the laws of South Carolina which require such person or entity to be authorized and/or licensed to do business in this State. Notwithstanding the fact that applicable statutes may exempt or exclude the successful bidder from requirements that it be authorized and/or licensed to do business in this State, by submission of this signed bid, the bidder agrees to subject itself to the jurisdiction and process of the courts of the State of South Carolina as to all matters and disputes arising or to arise under the contract and the performance thereof, including any questions as to the liability for taxes, licenses, or fees levied by the State.

27. COMPETITION: There are no Federal or State laws that prohibit bidders from submitting a bid lower than a price or bid given to the United States Government. Bidders may bid lower than the United States Government Contract price without any liability because the State is exempt from provisions of the Robinson-Pitman Act and other related laws.

28. EXCUSABLE DELAY: The Contractor shall not be liable for any excess costs of the failure to perform the contract arising out of causes beyond the control and without the fault or negligence of the Contractor. Such causes may include, but are not restricted to acts of God or of the public enemy, acts of the Government in either its sovereign or contractual capacity, fires, floods, epidemics, quarantine restrictions, strikes, freight embargoes, and unusually severe weather; but, in every case the failure to perform must be beyond the control

and without the fault or negligence of Contractor. If the failure to perform is caused by the default of a subcontractor, and if such default arises out of causes beyond the control of both the Contractor and subcontractor, and without the fault or negligence of either of them, the Contractor shall not be liable for any excess costs or failure to perform, unless the supplies or services to be furnished by the subcontractor were obtainable from other sources in sufficient time to permit the Contractor to meet the required delivery schedule.

29. ASSIGNMENT: No contract may be assigned, sublet, or transferred without a written consent of the Procurement Officer.

30. SPECIFICATIONS: Any deviation from specifications indicated herein must be clearly pointed out; otherwise, it will be considered that items offered are in strict compliance with these specifications, and the successful bidder shall be held responsible thereof.

31. INCORPORATION BY REFERENCE: The contents of this Request for Bids, including all drawings, attachments, specifications, and any addenda, will become part of the contract for this Project.

32. PROTECTION OF EXISTING VEGETATION, STRUCTURES, EQUIPMENT, UTILITIES, AND IMPROVEMENTS:
    a. The Contractor shall preserve and protect all structures, equipment, and vegetation (such as grass, trees, and shrubs) or on or adjacent to the work sites, which are not to be removed and which do not unreasonably interfere with the work required under this contract. The Contractor shall only remove trees when specifically authorized to do so and shall avoid damaging vegetation that will remain in place. If any limbs or branches of trees are broken during contract performance, or by any careless operation of equipment, or by workman, the Contractor shall trim those limbs or branches with a clean cut and paint the cut with tree pruning compound as directed by the Engineer.
    b. The Contractor shall protect from damage all existing improvements and utilities at or near the work site and on adjacent property of a third party, the locations of which are known to or should be known by the Contractor. The Contractor shall repair any damage to those facilities, including those that are the property of a third party resulting from failure to comply with the requirements of this contract or failure to exercise reasonable care in performing the work. If the Contractor fails or refuses to repair the damage promptly, the County representatives(s) may recommend that the necessary work be performed and charge the cost to the Contractor.

33. BID FORMS: Documentation contained in Section “V” shall be completed and submitted along with the Proposal. A bid bond as required by these General Conditions shall also be included.

34. TERMINATION: Subject to the provisions below, the contract may be terminated by the Procurement Officer providing a thirty (30) day advance notice in writing is given to the Contractor.
    a. Termination for Convenience. In the event that this contract is terminated or cancelled upon request and for the convenience of the County without the required thirty (30) day advance notice, then the County shall negotiate reasonable termination costs, if applicable.
    b. Termination for Cause. Termination by the County for cause, default, or negligence on the part of the Contractor shall be excluded from the foregoing provisions; termination costs, if any, shall not apply. The thirty (30) day advance notice requirement is waived and the default provision in this bid shall apply.

35. SAFETY AND PROTECTION: Contractor shall be solely responsible for initiating, maintaining, and supervising all safety precautions and programs in connection with the Work. Contractor shall take all necessary precautions for the safety of, and shall provide the necessary protection to prevent damage, injury or loss to all persons on the Site or who may be affected by the Work, all the Work and materials and equipment to be incorporated therein, whether in storage on or off the Site; and other property at the Site or adjacent thereto, including trees, shrubs, lawns, walks, pavements, roadways, structures, utilities, and underground facilities not designated for removal, relocation, or replacement in the course of construction. Contractor shall comply with all applicable Laws and Regulations relating to the safety of persons or property, or to the protection of persons or property from damage, injury, or loss; and shall erect and maintain all necessary safeguards for such safety and protection. Contractor shall notify owners of adjacent property and of Underground Facilities and other utility owners when prosecution of the Work may affect them, and shall cooperate with them in the protection, removal, relocation, and replacement of their property.

36. SECURITY REQUIRED:
    a. Bid Security – Each Bid must be accompanied by a Bid Bond acceptable to the County. Bid Bonds must be issued by a corporate surety registered and authorized to do business in the State of South Carolina. Bid Bonds shall be payable to the County, shall be for at least five (5%) percent of the total amount of the Bid, and shall serve as a guaranteed deposit that the bid will be carried out to the complete satisfaction of the County.
    b. Forfeiture of Bid Security – Nonperformance by the successful Bidder, or its failure to execute the Contract and meet performance and payment bond requirements and insurance requirements within five (5) calendar days after issuance of Notice of Award, shall result in its bid security being forfeited as liquidated damages, and the Notice of Award and Contract will be rescinded and awarded to another Bidder. Withdrawal or attempted withdrawal of a Bid after the closing date and time but prior to sixty (60) calendar days after the closing date may also result in forfeiture of bid security.
    c. Return of Bid Security – Bid security will be returned to all bidders after the successful Bidder has executed the Contract and delivered all required bonds and insurance certificates. Unsuccessful Bidders will not be entitled to any interest earnings on returned funds.
    d. Payment and Performance Security
        i. The successful Bidder shall provide Performance and Payment Bonds, in a form satisfactory to the County (see Attached "Sample Forms"), in the following amounts no later than at the time of execution of the Contract:
            - Payment Bond: 100% of the total amount of the Contract.
            - Performance Bond: 100% of the total amount of the Contract.
        ii. The aforesaid Payment and Performance Bonds must be issued by a corporate surety registered and authorized to do business in South Carolina and must be counter-signed by a licensed, authorized South Carolina agent.
        iii. Attorneys-in-fact who sign Bid Bonds or Performance Bonds must file with each Bond a certified and effective, dated copy of their power of attorney.
        iv. The time to be covered by the Performance Bond shall commence on the date of execution of any contract resulting from this RFB and terminate upon final payment to Bidder by County. The time to be covered by the Payment Bond shall commence on the date of execution of any contract resulting from this RFB and terminate twelve (12) months after the date of final acceptance of the Work by the County.
        v. Contractor shall execute the attached Form of Agreement upon contract award.

37. CHANGE ORDER:
    a. A Change Order is a written order to the Contractor, signed by the authorized County representative, directing changes in the work within the provisions of the Contract.
    b. A Change Order is used to change contract quantities for items with unit prices, provide for incentives, penalties, and adjustments for unit price items as provided in the original Contract, delete contract items, and revise contract time.
    c. A Change Order may include written agreement made and entered into by and between the Contractor and the Owner, covering alterations and unforeseen work incidental to the proper completion of the project, when such work is paid for at an agree unit or lump sum price. Such Change Order becomes a, part of the Contract when approved and properly executed.

38. PERMITS/LICENSING: It shall be the responsibility of the contractor to comply with County Ordinances by securing necessary permits and licenses.

39. ENVIRONMENTAL MANAGEMENT: Vendor/Supplier/Contractor will be responsible for complying with all federal, state, and local environmental regulations relating to transportation, handling, storage, spillage, and any other aspect of providing the services specified herein, as applicable.

40. SITE INSPECTION:

a. The bidder is expected to have become familiar with and take into consideration, site conditions which may affect the work and to check all dimensions at the site.
b. Each bidder shall acquaint themselves thoroughly as to the character and nature of the work to be done. Each bidder furthermore shall make a careful examination of the site of the work and inform themselves fully as to the difficulties to be encountered in performance of the work, the facilities for delivering, storing, and placing materials and equipment and other conditions relating to construction and labor.
c. The bidder shall examine the premises and the site and compare them with any applicable drawings and specifications. He/she shall familiarize themselves with the existing conditions such as obstructive area levels and any problems related to erecting the required systems.
d. No plea of ignorance of conditions that exist or may hereafter exist on the site of the work, or difficulties that may be encountered in the execution of the work, as a result of failure to make necessary investigations and examinations, will be accepted as an excuse for any failure or omission on the part of the Contractor to fulfill in every detail all the requirements of the contract documents and to complete the work for the consideration set forth therein, or as a basis for any claim whatsoever.
e. Insofar as possible, the Contractor, in carrying out his/her work, must employ such methods or means as will not cause interruption of or interference with the work of any other Contractor, or County personnel at the site.

{REMAINDER OF PAGE INTENTIONALLY LEFT BLANK}

FORM OF AGREEMENT

BETWEEN OWNER AND CONTRACTOR FOR CONSTRUCTION CONTRACT

THIS AGREEMENT is by and between **FAIRFIELD COUNTY** ("Owner") and

_____ ("Contractor").

Owner and Contractor hereby agree as follows:

ARTICLE 1 – WORK

Contractor shall complete all Work as specified or indicated in the Contract Documents. The Work is generally described as follows*:* **Construct a Mini Recreation Park, at 1776 Overlook Road, Blackstock, SC, for Fairfield County**

ARTICLE 2 – THE PROJECT

2.01 The Project for which the Work under the Contract Documents may be the whole or only a part is generally described as follows:

Construct a Mini Recreation Park in Blackstock, SC, for Fairfield County

ARTICLE 3 – ENGINEER

3.01 The Project has been designed by INFRASTRUCTURE *CONSULTING & ENGINEERING, LLC (ICE)*, (Engineer), which is to act as Owner's representative, assume all duties and responsibilities, and have the rights and authority assigned to Engineer in the Contract Documents in connection with the completion of the Work in accordance with the Contract Documents.

ARTICLE 4 – CONTRACT TIMES

4.01 Time of the Essence

a. All time limits for Milestones, if any, Substantial Completion, and completion and readiness for final payment as stated in the Contract Documents are of the essence of the Contract.

4.02 Dates for Substantial Completion and Final Payment

a. **The project will be completed September 30, 2022,** and be ready for final payment in accordance with the General Conditions on or before the above dates.

4.03 Liquidated Damages

a. Contractor and Owner recognize that time is of the essence as stated in Paragraph 4.01 above and that Owner will suffer financial loss if the Work is not completed within the times specified in Paragraph 4.02 above, plus any extensions thereof allowed in accordance with the General Conditions. The parties also recognize the delays, expense, and difficulties involved in proving in a legal or arbitration preceding the actual loss suffered by Owner if the Work is not completed on time. Accordingly, instead of requiring any such proof, Owner and Contractor agree that as liquidated damages for delay (but not as a penalty), Contractor shall pay Owner $**500.00** for each day that expires after the time specified in Paragraph 4.02 above for Substantial Completion until the Work is substantially complete. After Substantial Completion, if Contractor shall neglect, refuse, or fail to complete the remaining Work within the Contract Time or any proper extension thereof granted b Owner, Contractor shall pay Owner $500.00 for each day that expires after the time specified in Paragraph 4.02 for completion and readiness for final payment until the Work is completed and ready for final payment.

ARTICLE 5 – CONTRACT PRICE

5.01 Owner shall pay Contractor for completion of the Work in accordance with the Contract Documents an amount in current funds equal to the sum of the amounts determined in the bid documents:

a. For all Work other than Unit Price Work, a lump sum of: $ N/A

All specific cash allowances are included in the above price.

b. For all Unit Price Work, an amount equal to the sum of the established unit price for each
c. For all Work, at the prices stated in Contractor's Bid, attached hereto as an exhibit.

ITEM #	DESCRIPTION	UNIT	QUANTITY	UNIT PRICE	EXTENDED PRICE
1	Mobilization	LS	1		
2	Bonds and Insurance	LS	1		
3	Clearing and grubbing	ACRE	0.65		
4	Site Grading	LS	1		
5	Sediment Dam	EACH	1		
6	Riprap	TON	20		
7	Erosion Control	LS	1		
8	12" HDPE Pipe	LF	40		
9	Picnic Shelter	LS	1		
10	6' Length Tables	EACH	8		
11	Trash Receptable	EACH	5		
12	Park Benches	EACH	6		
13	Park Bench Canopy	EACH	6		
14	Playground Equipment	EACH	1		
15	Park Sign	EACH	1		
16	Walking Trail Sign	EACH	1		
17	Concrete Driveway (8")	SY	140		
18	Handicapped Parking Concrete (6")	SY	135		
19	Concrete Walking Path (4")	SY	1150		
20	Basketball Court and Picnic Shelter Concrete (4")	SY	460		
21	CR-14 Gravel Parking (6")	SY	750		
22	Wheel Stops	EACH	10		
23	Basketball Goal	EACH	1		
24	24" White Stop Bar Thermo 125-Mil	LF	12		
25	Stop Sign 30"x 30" on Metal Post	EACH	1		
26	Swing System	EACH	2		
27	Handicapped Symbol Blue Thermo	EACH	2		
28	Handicapped Sign on Metal Post	Each	2		
29	Grassing	ACRE	0.3		
30	Playground Mulch	SY	350		
31	Permanent Construction Signs Schedule E	SF	48		
				GRAND TOTAL	$

ALTERNATE A	**SY ADD**	$
	SY DEDUCT	$

(Grand Total in Words)

The Bid prices for Unit Price Work set forth as of the Effective Date of the Agreement are based on estimated quantities. As provided in the General Conditions, estimated quantities are not guaranteed, and determinations of actual quantities and classifications are to be made by Engineer as provided in of the General Conditions.

ARTICLE 6-- PAYMENT PROCEDURES

6.01 Submittal and Processing of Payments

Contractor shall submit Applications for Payment in accordance with the General Conditions. Applications for Payment will be processed by Engineer as provided in the General Conditions.

6.02 Progress payments; Retainage

a. Owner shall make progress payments on account of the Contract Price on the basis of Contractor's Applications for Payment on or about the 15th day of each month during performance of the Work as provided in Paragraph 6.02.A.1 below. All such payments will be measured by the schedule of values established as provided in the General Conditions (and in the case of Unit Price Work based on the number of units completed) or, in the event there is no schedule of values, as provided in the General Requirements.

b. Prior to Substantial Completion, progress payments will be made in an amount equal to the percentage indicated below but, in each case, less the aggregate of payments previously made and less such amounts as Engineer may determine or Owner may withhold, including but not limited to liquidated damages, in accordance with the General Conditions.
c. 95 percent of Work completed (with the balance being retainage). If the Work has been 50 percent completed as determined by Engineer, and if the character and progress of the Work have been satisfactory to Owner and Engineer, then as long as the character and progress of the Work remain satisfactory to Owner and Engineer, there will be no additional retainage; and
d. 95 percent of cost of materials and equipment not incorporated in the Work (with the balance being retainage).
e. Upon Substantial Completion, Owner shall pay an amount sufficient to increase total payments to Contractor to 95 percent of the Work completed, less such amounts as Engineer shall determine in accordance with the General Conditions and less 95 percent of Engineer's estimate of the value of Work to be completed or corrected as shown on the tentative list of items to be completed or corrected attached to the certificate of Substantial Completion.

6.03 Final Payment

a. Upon final completion and acceptance of the Work in accordance with the General Conditions, Owner shall pay the remainder of the Contract Price as recommended by Engineer.

ARTICLE 7 - INTEREST

7.01 All moneys not paid when due as provided in the General Conditions shall bear interest at the rate of 12 percent per annum.

ARTICLE 8 – CONTRACTOR RESPONSIBILITIES

8.01 In order to induce Owner to enter into this Agreement, Contractor makes the following representations:

a. Contractor has examined and carefully studied the Contract Documents and the other related data identified in the Bidding Documents.
b. Contractor has visited the Site and become familiar with and is satisfied as to the general, local, and Site conditions that may affect cost, progress, and performance of the Work.
c. Contractor is familiar with and is satisfied as to all federal, state, and local Laws and Regulations that may affect cost, progress, and performance of the Work.
d. Contractor does not consider that further examinations, investigations, explorations, tests, studies, or data are necessary for the performance of the Work at the Contract Price, within the Contract Times, and in accordance with the other terms and conditions of the Contract Documents.
e. Contractor is aware of the general nature of work to be performed by Owner and others at the Site that relates to the Work as indicated in the Contract Documents.
f. Contractor has given Engineer written notice of all conflicts, errors, ambiguities, or discrepancies that Contractor has discovered in the Contract Documents, and the written resolution thereof by Engineer is acceptable to Contractor.
g. The Contract Documents are generally sufficient to indicate and convey understanding of all terms and conditions for performance and furnishing of the Work.

ARTICLE 9 – CONTRACT DOCUMENTS

9.01 Contents

The Contract Documents consist of the following:

a. This Agreement
b. Performance bond
c. Payment bond
d. General Conditions
e. Standard Specifications and Drawings as referenced in the bid documents.
f. The contents of the Request for Bids, including all drawings, attachments, specifications, special provisions, supplemental specifications, and any addenda
g. Drawings consisting of 0 pages.
h. Addenda (numbers 0 to 0, inclusive).
i. Exhibits to this Agreement (enumerated as follows):
   1. Contractor's Bid
j. The following which may be delivered or issued on or after the Effective Date of the Agreement and are not attached hereto:

1. Notice to Proceed
2. Work Change Directives.
3. Change Orders.
4. The documents listed in paragraph 9.01. and are attached to this agreement (except as expressly noted otherwise above)
5. There are no contract documents other than those listed in this Article 9.
6. The contract documents may only be amended, modified, or supplemented as provided in the General Conditions.

ARTICLE 10 – MISCELLANEOUS

10.01 Terms

a. Terms used in this Agreement will have the meanings stated in the General Conditions and the Supplementary Conditions.

10.02 Assignment of Contract

a. No assignment by a party hereto of any rights under or interests in the Contract will be binding on another party hereto without the written consent of the party sought to be bound; and, specifically but without limitation, moneys that may become due and moneys that are due may not be assigned without such consent (except to the extent that the effect of this restriction may be limited by law), and unless specifically stated to the contrary in any written consent to an assignment, no assignment will release or discharge the assignor from any duty or responsibility under the Contract Documents.

10.03 Successors and Assigns

a. Owner and Contractor each bind itself, its partners, successors, assigns, and legal representatives to the other party hereto, its partners, successors, assigns, and legal representatives in respect to all covenants, agreements, and obligations contained in the Contract Documents.

10.04 Severability

a. Any provision or part of the Contract Documents held to be void or unenforceable under any Law or Regulation shall be deemed stricken, and all remaining provisions shall continue to be valid and binding upon Owner and Contractor, who agree that the Contract Documents shall be reformed to replace such stricken provision or part thereof with a valid and enforceable provision that comes as close as possible to expressing the intention of the stricken provision.

10.05 Contractor's Certifications

a. Contractor certifies that it has not engaged in corrupt, fraudulent, collusive, or coercive practices in competing for or in executing the Contract. For the purposes of this Paragraph 10.05:
   1. "Corrupt practice" means the offering, giving, receiving, or soliciting of anything of value likely to influence the action of a public official in the bidding process or in the Contract execution;
   2. "Fraudulent practice" means an intentional misrepresentation of facts made (a) to influence the bidding process or the execution of the Contract to the detriment of Owner, (b) to establish Bid or Contract prices at artificial non-competitive levels, or (c) to deprive Owner of the benefits of free and open competition;
   3. "Collusive practice" means a scheme or arrangement between two or more Bidders, with or without the knowledge of Owner, a purpose of which is to establish Bid prices at artificial, non-competitive levels; and
   4. "Coercive practice" means harming or threatening to harm, directly or indirectly, persons or their property to influence their participation in the bidding process or affect the execution of the Contract.

10.06 Warranty

The Contractor agrees to a one-year warranty against defects, failures etc. caused by materials and workmanship, beginning on the date of final acceptance of punch list.

IN WITNESS WHEREOF, Owner and Contractor have signed this Agreement. Counterparts have been delivered to Owner and Contractor. All portions of the Contract Documents have been signed or have been identified by Owner and Contractor or on their behalf.

This Agreement will be effective on _____, 2022, (which is the Effective Date of the Agreement).

OWNER:	CONTRACTOR
Fairfield County, South Carolina	
By:	By:
Title:	Title:
	(If Contractor is a corporation, a partnership, or a joint venture, attaches evidence of authority to sign.)
Attest:	Attest:
Title:	Title:
Address for giving notices:	Address for giving notices:
Fairfield County	
PO Drawer 60	
Winnsboro, SC 29180	
	License No.: (Where applicable)
(If Owner is a corporation, attach evidence of authority to sign. If Owner is a public body, attach evidence of authority to sign and resolution or other documents authorizing execution of this Agreement.)	Agent for service of process:

PERFORMANCE BOND

KNOW ALL MEN BY THESE PRESENTS, that _____, as Principal, hereinafter called Contractor, and _____, as Surety, hereinafter called Surety, are held and firmly bound unto Fairfield County, 350 Columbia Hwy, Winnsboro, SC 29180, as oblige, hereinafter called Owner, in the amount of: _____Dollars ($_____), for the payment whereof Contractor and Surety bind themselves, their heirs, executors, administrators, successors, and assigns, jointly and severally, firmly by these presents.

WHEREAS, Contractor has entered into a certain contract with the Owner, dated _____ day of _____, 2022, for the construction of **FAIRFIELD COUNTY BLACKSTOCK PARK PROJECT, RFB# 21-63.05,** in accordance with the Drawings and Specifications prepared by INFRASTRUCTURE CONSULTING & ENGINEERING, LLC, which contract is by reference made a part hereof, and is hereinafter referred to as the Contract.

NOW, THEREFORE, THE CONDITION OF THIS OBLIGATION is such that, if Contractor shall promptly and faithfully perform said Contract, then this obligation shall be null and void; otherwise, it shall remain in full force and effect.

The Surety hereby waives notice of any alteration or extension of time made by the Owner.

Whenever Contractor shall be, and declared by Owner to be in default under the Contract, the Owner having performed Owner's obligations there under, the Surety may promptly remedy the default, or shall promptly:

1) Complete the Contract accordance with its terms and conditions, or

2) Obtain a bid or bids for completing the Contract in accordance with its terms and conditions, and upon determination by Surety of the lowest responsible bidder, or, if the Owner elects, upon determination by the Owner and the Surety jointly of the lowest responsible bidder, arrange for a contract between such bidder and Owner, and make available as Work progresses (even though there should be a default or a succession of defaults under the contract or contracts of completion arranged under this paragraph) sufficient funds to pay the cost of completion less the balance of the contract price; but not exceeding, including other costs and damages for which Surety may be liable hereunder, the amount set forth in the first paragraph hereof. The term "balance of the contract price", as used in this paragraph, shall mean the total amount payable by Owner to Contractor under the Contract and any amendments thereto, less the amount properly paid by Owner to Contractor.

Any suit under this bond must be instituted before the expiration of two (2) years from the date on which final payment under the Contract falls due.

No right of action shall accrue on this bond to or for the use of any person or corporation other than the Owner named herein or the heirs, executors, administrators, or successors of the Owner.

Signed and sealed this _____ day of _____, 2022.

PRINCIPAL	**SURETY**
_____ (Seal)	_____ (Seal)
Bidder's Name and Corporate Seal	Surety's Name and Corporate Seal
By: _____	By: _____
Signature and Title	Signature and Title (Attach Power of Attorney)
Attest: _____	Attest: _____
Signature and Title	Signature and Title

PAYMENT BOND

KNOW ALL MEN BY THESE PRESENTS, that _____, as Principal, hereinafter called Contractor, and _____, as Surety, hereinafter called Surety, are held and firmly bound unto Fairfield County, 350 Columbia Hwy, Winnsboro, SC 29180, as oblige, hereinafter called Owner, in the amount of: _____ Dollars ($_____), for the payment whereof Contractor and Surety bind themselves, their heirs, executors, administrators, successors, and assigns, jointly and severally, firmly by these presents.

WHEREAS, Principal has entered into a certain contract with the Owner, dated _____ day of _____, 2022, for the construction of: **FAIRFIELD COUNTY BLACKSTOCK PARK PROJECT, RFB# 21-63.05,** in accordance with the Drawings and Specifications prepared by: INFRASTRUCTURE CONSULTING & ENGINEERING, LLC (ICE): which contract is by reference made a part hereof, and is hereinafter referred to as the Contract.

NOW, THEREFORE, THE CONDITION OF THIS OBLIGATION is such that, if Principal shall promptly make payment to all claimants as hereinafter defined, for all labor and material used or reasonably required for use in the performance of the Contract, then this obligation shall be void; otherwise, it shall remain in full force and effect, subject, however, to the following conditions:

1. A claimant is defined as one having a direct contract with the Principal or with a Subcontractor of the Principal for labor, material, or both, used or reasonably required for use in the performance of the Contract, labor and material being construed to include that part of water, gas, power, light, heat, oil, gasoline, telephone service or rental of equipment directly applicable to the Contract.
2. The above named Principal and Surety hereby jointly and severally agree with the Owner that every claimant as herein defined, who has not been paid in full before the expiration of a period of ninety (90) days after the date on which the last of such claimant's work or labor was done or performed, or materials were furnished by such claimant, may sue on this bond for the use of such claimant, prosecute the suit to final judgment for such sum or sums as may be justly due claimant, and have execution thereon. The Owner shall not be liable for the payment of any costs or expenses of any such suit.
3. No suit or action shall be commenced hereunder by any claimant:
   a) Unless claimant, other than one having a direct contract with the Principal, shall have given written notice to any two of the following: the Principal, the Owner, or the Surety above named, within ninety (90) days after such claimant did or performed the last of the work or labor, or furnished the last of the materials for which said claim is made, stating with substantial accuracy the amount claimed and the name of the party to whom the materials were furnished, or for whom the work or labor was done or performed. Such notice shall be served by mailing the same by registered mail or certified mail, Postage prepaid, in an envelope addressed to the Principal, Owner, or Surety, at place where an office is regularly maintained for the transaction of business, or served in any manner in which legal process may be served in the state in which the aforesaid project is located, save that such service need not be made by a public officer.
   b) After the expiration of one (1) year following the date on which Principal Ceased Work on said Contract, it being understood, however, that if any limitation embodied in this bond is prohibited by any law controlling the construction hereof such limitation shall be deemed to be amended so as to be equal to the minimum period of limitation permitted by such law.
4. The amount of this bond shall be reduced by and to the extent of any payment or payments made in good faith hereunder, inclusive of the payment by Surety of mechanics' liens which may be filed of record against said improvement, whether or not claim for the amount of such lien be presented under and against this bond.

Signed and sealed this _____ day of _____, 2022.

PRINCIPAL	**SURETY**
(Seal)	(Seal)
_____	_____
Bidder's Name and Corporate Seal	Surety's Name and Corporate Seal
By: _____	By: _____
Signature and Title	Signature and Title
	(Attach Power of Attorney)
Attest: _____	Attest: _____
Signature and Title	Signature and Title

SECTION III: SPECIAL PROVISIONS

SPECIAL PROVISIONS

PROJECT NUMBER	COUNTY
RFB # 21-63.05	FAIRFIELD

This project is to be constructed under the South Carolina Department of Transportation's Specifications for Highway Construction Edition of 2007, the South Carolina Department of Transportation's 2004 Construction Manual, and the Supplemental Technical Specifications in effect at the time of the letting, and the following Special Provisions.

DEFINITION AND TERMS:

Delete Paragraph 101.3.27, (the) Engineer, of the 2007 Version of the Standard Specifications for Highway Construction in its entirety and replace with the following:

Fairfield County, acting directly or through his duly authorized representative, such representative acting within the scope of particular assigned duties or authority. On this Project the firm of INFRASTRUCTURE CONSULTING & ENGINEERING, LLC (ICE): shall function as the Engineer's duly authorized representative with authority as described in Section 105, "CONTROL OF WORK", of the Standard Specifications for Highway Construction, latest Edition.

The project Owner is FAIRFIELD COUNTY. In the specifications where the terms "SCDOT" or "Department" or other like terms are used to describe the facility Owner, it shall be interpreted as meaning Fairfield County, as appropriate.

Add "Notice-to-Proceed" to Section 101 as follows:

Notice-to-Proceed. A written notice to the Contractor fixing the date on which the Contract Time will commence to run and on which the Contractor may start to perform obligations under the Contract Documents.

It is the intentions of the owner to have the Contractor begin work on this project as soon as practical. The owner anticipates that an award and contract will be issued within two weeks after bids are received. The owner will require that the completed contract, bonds, insurance, and other information required by the contract shall be completed within two weeks after bids are received.

ERRATA TO 2007 STANDARD SPECIFICATIONS FOR HIGHWAY CONSTRUCTION:

See attached Supplemental Specification dated **January 1, 2018,** on **page 30**.

SUBSTANTIAL COMPLETION OF WORK:

Substantial Completion of Work is the point in the project when work has been constructed to the typical section in the Plans over the entire length of the project including tie-ins, all pay items have been installed in reasonable conformance with the plans and specifications over the entire length of the project and all lanes of traffic are open to the public in their final configuration with the final applications of thermoplastic and raised pavement markers with the only remaining work to be performed being punch list items.

Contractor shall have the work substantially complete on **November 15, 2022.**

AWARD OF CONTRACT:

Subsection 103.2 of the Standard Specifications is amended to allow sixty (60) days for the award of a contract after the opening of proposals.

PROPOSAL BID ITEMS AND QUANTITIES:

A list of bid items and quantities is on **page 37.**

CONSTRUCTION STAKES, LINES AND GRADES:

Stakes, Lines, and Grades shall be provided by the Contractor, as necessary.

QUALIFIED PRODUCT LISTINGS:

All references to "Approval Sheet" or "Approval Policy" are to be replaced with "Qualified Products Listings (QPL)" and "Qualified Products Policies (QPP)" respectively. This change includes all references in the SCDOT Standard Drawings, SCDOT Standard Specifications, SCDOT Supplemental Specifications, SCDOT Special Provisions, SCDOT Supplemental Technical Specifications, SCDOT Internet and Intranet websites, and all other documents produced by SCDOT.

SOUTH CAROLINA MINING ACT:

See Attached Supplemental Specification Dated **March 20, 2003,** on **page 28.**
This Supplemental Specification is hereby modified as follows:

Paragraph 9 is hereby deleted and replaced with the following:
The deputy secretary for engineering, or his duly appointed representative, will make a final inspection of the reclaimed area and keep a permanent record of his approval thereof. A map or sketch providing the location and approximate acreage of each pit used on the project will be provided to the resident construction engineer for inclusion in the final plans.

The last paragraph is hereby deleted and replaced with the following:
The contractor shall comply with the provisions of the plan that are applicable to the project as determined by the engineer. Seeding or other work necessary to comply with the plan on pits furnished by the contractor shall be at the expense of the contractor. Seeding shall be in accordance with SC-M-810 (latest version) which can be found at http://scdot.org/doing/sup_tech_specs.shtml.

DBE PARTICIPATION:

The Bidder is encouraged to utilize DBE subcontractors on this project. All DBE participation shall be reported to the Engineer prior to Substantial Completion.

CONSTRUCTION QUALITY CONTROL AND ASSURANCE TESTING:

The contractor shall provide construction quality control and quality assurance testing for this project, except for MANUFACTURERS MATERIALS CERTIFICATIONS AND CERTIFIED TEST REPORTS where materials are furnished by others.

INSURANCE REQUIREMENTS:

In addition to the requirements as set forth in Section 103.8 of the Standard Specifications (Edition of 2007), the Contractor shall purchase and maintain, in a company or companies acceptable to the Owner, general liability and automobile liability insurance written on an occurrence basis, with minimum limits as shown below or as required by law, whichever is greater. **The Contractor shall include the OWNER, and INFRASTRUCTURE CONSULTING & ENGINEERING, LLC (ICE): as Additional Insured's**. The authorized insurance company shall provide a Waiver of Subrogation in all policies maintained by the insured for the performance of the Contract.

GENERAL LIABILITY	LIMIT
General Aggregate	$1,000,000.00
Products – Comp/Ops Aggregate	$500,000.00
Personal & Advertising Injury	$500,000.00
Each Occurrence	$500,000.00
Fire Damage (any one fire)	$25,000.00
Medical Expense (any one person)	$10,000.00

AUTOMOBILE LIABILITY (Any Auto)	
Combined Single Limit	$500,000.00

The Contractor shall also purchase and maintain in a company or companies acceptable to the Owner, Worker's Compensation and Employer's Liability Insurance with minimum limits as shown below or as required by law, whichever is greater:

WORKER'S COMPENSATION and EMPLOYER'S LIABILITY (statutory)	LIMIT
(Each Accident)	$100,000.00
(Disease-Policy Limit)	$500,000.00
(Disease-Each Employee)	$100,000.00

Certificates of Insurance acceptable to the Owner shall be filed not less than 10 days after notification of award.

The Certificate of Insurance shall not be changed to the extent that limits are decreased by endorsement, canceled or non-renewed without thirty (30) days prior written notice to the Owner. The Contractor shall provide and maintain the overages as required by Section 103.08 and these additional requirements. Failure to provide and maintain the required coverage will be grounds to declare the Contractor in default of the Contract.

The criteria which Insurance Company or Companies are deemed satisfactory by the Owner shall include, but not be limited to the following:

a) The above required insurance coverage shall be written by a Company or Companies licensed in the areas of required coverage by the Insurance Commissioner of the South Carolina Department of Insurance, and
b) The Insurance Company or Companies shall be assigned a rating of "A-" or better by A. M. Best Company on its most recent Best's Insurance Report, and
c) The Owner considers the "ACORD Certificate of Insurance" as an acceptable form of certificate.

RETAINAGE:

If the Contractor's progress is judged to be delinquent or portions of the work are defective, the County reserves the right to withhold additional retainage. The total amount retained will be sufficient to cover anticipated liquidated damages and the cost to correct defective work.

PROMPT PAYMENT CLAUSE:

See attached Supplemental Specification dated **July 2017,** on **page 29.**

MANUFACTURERS MATERIALS CERTIFICATIONS AND CERTIFIED TEST REPORTS:

The contractor shall supply the Engineer with all required materials certifications and manufacturers test reports for items to be permanently incorporated into the project, prior to their use. The County must approve these certifications and reports before payment can be made to the contractor for these items.

REQUIRED MEDIA NOTIFICATION FOR CONSTRUCTION PROJECTS:

Contractors are encouraged to co-operate with the news media since all projects are constructed with public funds. Because the scope of this project will cause disruption of normal traffic flow, the Contractor is required to notify the public, in a timely manner, of disruptive activities such as lane closures.

The Contractor is required to utilize area media to accomplish public notification of traffic disruptions.

The Contractor is required to deal directly with the news media and all reasonable efforts should be made to co-operate with the media. However, the safety, security and construction schedule on site should not be disrupted in order to accomplish this. The Contractor may coordinate these activities with and receive guidance from the Engineer.

CONTRACT PROVISION TO REQUIRE CERTIFICATION AND COMPLIANCE CONCERNING ILLEGAL ALIENS:

By submission of this bid, the bidder as the prime contractor does hereby agree:

a. to certify its compliance with the requirements of Chapter 14 of Title 8 of the S.C. Code of Laws regarding Unauthorized Aliens and Public Employment;
b. to provide SCDOT with any documents required to establish such compliance upon request; and
c. to register and participate and require agreement from subcontractors and subcontractors to register and participate in the federal work authorization program to verify the employment authorization of all new employees, or to employ only workers who supply the documents required pursuant to S.C. Code 8-14-20(B)(2).

CONTRACT TIME AND DETERMINATION AND EXTENSION OF CONTRACT TIME:

Any extensions of these completion dates will adhere to Section 108.6 of the Standard Specifications.

FAILURE TO COMPLETE THE WORK ON TIME:

Delete Section 108.9 in its entirety and substitute the following in its place:

Owner and Contractor recognize that time is of the essence and that the Owner will suffer financial loss if the work is not substantially complete in accordance with the time(s) specified herein. They also recognize the delays, expenses and difficulties involved in proving in a legal or arbitration preceding the actual loss suffered by the Owner if the work is not completed on time.

Accordingly, instead of requiring such proof, the Owner and the Contractor agree that as liquidated damages for delay (but not as a penalty) the Contractor shall pay the Owner **$500.00 per day** for each calendar day past the contract specified interim and final completion dates.

COORDINATION OF UTILITY RELOCATION:

As it is not economically feasible to complete the rearrangement of all utility conflicts in advance of the highway construction, such rearrangements may be underway concurrently with construction.

It shall be the responsibility of the contractor to inspect the site for potential utility conflicts.
It is the responsibility of the Contractor to call Palmetto Utility Protection Service (PUPS @ 1-888-721-7877) three (3) days prior to work so that existing utilities can be properly marked.

CONSTRUCTION SCHEDULE:

The successful Bidder shall, prior to commencement of work, submit to the Engineer a schedule showing the order in which he proposes to carry on the Work indicating the periods during which he will perform work on each roadway. The County of Fairfield reserves the right to determine priority of schedule items, but unless modified by the parties, in writing, the successful Bidder shall have sole Responsibility for following and coordinating its schedule

SEEDING:

Section 810.2.3.3 is hereby amended by adding the following note to the table:
The use of Annual Sudan Grass for temporary vegetation shall be prohibited statewide.
All seeding will be mulched using Method C: Hydro seeding.

WORK SCHEDULE

There will be no work on this project from 6 PM on Friday to 7AM on Monday, without written permission of the engineer.

PERMANENT CONSTRUCTION SIGNS

SCDOT Schedule E construction signs shall be placed 500’ from center of proposed drive in both directions prior to start of work

SPECIFIED ITEM SUBSTITUTIONS

Items that have a specific manufacturer and/or model number may be substituted upon approval of submitted shop drawings to the engineer.

PICNIC SHELTER

Building will be 24’ by 40’, 29-gauge green metal, on 6” x 6” treated posts at least 3’ in the ground, and 10’ minimum clearance, 4” concrete floor. Concrete floor not included in price for shelter.

WARRANTY

Entire project will have a one-year warranty, starting on day of acceptance by owner.

CONCRETE JOINTS

All concrete joints will be saw cut. Maximum 12’ spacing except for walking path which will have tool joints with 10’ spacing.

GRASSING

All disturbed dirt surfaces will be grassed, using double the amount of seed as per SCDOT specs.

SIGNS

Street sign shown on page 51, 2 - 4”X 4” treated post, with copper caps and .080-gauge aluminum.

Walking track will be same except single post, white background, black letters 3” high and read “LENGTH OF WALKING TRAIL IS 1000 FEET” or length as determined after track construction, if different. Plan sheet 5, **page 59**.

Fairfield County and Parks & Recreation logos can be furnished upon request.

BID ALTERNATE

Add or deduct dollar amount per square yard to use 3” Hot Mix Asphalt SCDOT Type C instead of 4” concrete on walking track only.

BID ITEMS

All bid items including furnishing and installing all items to obtain finished product.

SECTION IV: SUPPLEMENTAL SPECIFICATIONS

March 20, 2003

THE SOUTH CAROLINA MINING ACT

The South Carolina Mining Act enacted by the General Assembly in 1973 requires that the Department adopt reclamation standards to govern activities of the Department and any person acting under contract with the Department, on highway rights-of-way or material pits maintained solely in connection with the construction, repair and maintenance of the public road systems in South Carolina.
STANDARD PLAN FOR THE RECLAMATION OF EXCAVATED AREAS ADOPTED BY THE South Carolina DEPARTMENT OF TRANSPORTATION

Reclamation plans as stated herein shall include all areas disturbed in excavations of borrow and material pits, except planned inundated areas.

The final side slopes of areas excavated for borrow and material pits shall be left at such an angle so as to minimize erosion and the possibility of slides. The minimum slope in every case shall be not less than 3:1.

Small pools of water should not be allowed that are, or are likely to become noxious, odious, or foul to collect or remain on the borrow pit. Suitable drainage ditches, conduits, or surface gradient shall be constructed to avoid collection of noxious, odious, or foul pools of water unless the borrow pit is to be reclaimed into a lake or pond.

Borrow pits reclaimed to a lake or pond must have an adequate supply of water to maintain a water sufficient level to maintain a minimum water depth of four (4) feet on at least fifty (50) percent of the surface area of the lake or pond.

Excavated areas will be drained where feasible unless otherwise requested by the property owner where, in such instances, the property owner may wish to develop the excavated area for recreational purposes or for the raising of fish, or for other uses, in compliance with the South Carolina Mining Act.

Where material is stripped from the ground surface in relatively thin layers, the area, after excavation has been completed, will be thoroughly scarified, and terraced and planted to establish satisfactory vegetation necessary to control erosion. Vegetative cover should be established on a continuing basis to ensure soil stability appropriate to the area. Conservation practices essential for controlling both on-site and off-site erosion and siltation must be established. A minimum of seventy-five (75) percent vegetative ground cover, with no substantial bare spots, must be established and maintained into the second growing season.

Excavated areas that are drained will be seeded to obtain a satisfactory vegetative cover. The side slopes of excavated area will be planted to vegetation.

The State Highway Engineer, or his duly appointed representative, will make a final inspection of the reclaimed area and keep a permanent record of his approval thereof. A map or sketch providing the location and approximate acreage of each pit used on the project will be made available to the Final Plans Engineer.

All applicable regulations of agencies and statutes relating to the prevention and abatement of pollution shall be complied with by the contractor in the performance of the contract.

The Contractor shall comply with the provisions of the Plan which are applicable to the project as determined by the Engineer. Seeding or other work necessary to comply with the plan on pits furnished by the contractor shall be at the expense of the contractor. Bermuda shall not be planted on ground surface pit areas. The quantity of fescue seed specified in Subsection 810.04 of the Standard Specifications shall be increased to fifteen (15) pounds in lieu of the deleted Bermuda seed.

July 2017

PROMPT PAYMENT CLAUSE

(1) Subject to the provisions on retainage provided in Paragraph (2) below, when a subcontractor has satisfactorily performed a work item of the subcontract, the Contractor must pay the subcontractor for the work item within seven (7) calendar days of the Contractor's receipt of payment from SCDOT. A subcontractor shall be considered to have "satisfactorily performed a work item of the subcontract" when the SCDOT pays the Contractor for that work item. In the case of a second or third tier subcontractor, the 7-day time period begins to run when the 1st tier subcontractor receives payment from the Contractor or when the 2nd tier subcontractor receives payment from the 1st tier subcontractor.

(2) The Contractor may withhold as retainage up to five (5%) percent of a subcontractor's payment until satisfactory completion of all work items of the subcontract. "Satisfactory completion of all work items of the subcontract" shall mean when the SCDOT accepts the last work item of the subcontract. The Contractor must release to the subcontractor any retainage withheld within seven (7) calendar days from the date the Contractor receives payment from SCDOT for the last work item of the subcontract or within seven (7) days from SCDOT's acceptance of the last work item of the subcontract, whichever is the latest to occur. However, upon documentation of good cause provided by the contractor and written concurrence by the Director of Construction, the Contractor may continue to withhold the 5% retainage.

(3) Prior to receiving payment of each monthly estimate, the Contractor shall (a) certify to SCDOT that the construction estimate is complete and that its subcontractors have been paid for work covered by previous estimates, for which they are entitled to be paid, in accordance with paragraphs (1) and (2) above, and (b) submit verification that Contractor has received similar certifications or evidence from its subcontractors that lower tier subcontractors have been paid in accordance with paragraph (1). No payment will be made to Contractor unless such documentation/certification is received or SCDOT has issued written approval for delayed payment and required status reports as follows:

(i) The obligation to promptly pay subcontractors (all tiers) or to release retainage does not arise if there is a legitimate subcontract dispute with first tier and/or lower tier subcontractors. If there is a subcontract dispute, the Contractor may submit a written request to SCDOT to approve a delay in payment to the subcontractor which shall explain the nature of the dispute and identify relevant subcontract provisions as support. The explanation may include those reasons set forth in the SC Prompt Pay Act (S.C. Code Section 29-6-40). Payment to the subcontractor shall not be withheld without prior SCDOT written approval.

(ii) Contractor shall submit a status report of the dispute in each monthly progress payment. The status report shall contain:

- justification for the continuation of nonpayment in the form of a pending judicial proceedings, alternate dispute resolution (ADR) process or administrative proceedings, as evidence of why the delay shall continue; or
- a certification that the matter is resolved, and payment has been issued to the subcontractor (first tier and/or lower tier subcontractors).

(4) Failure to comply with any of the above provisions shall constitute a material breach of the contract and shall result in one or more of the following sanctions: (1) no further payments to the Contractor unless and until compliance is achieved; (2) monetary sanctions; and/or (3) the Contractor being declared in default and being subject to termination pursuant to Section 108.10 of the Standard Specifications.

(5) Any subcontractor who believes it is due payment in accordance with the Prompt Payment Clause may request information from the servicing Resident Construction Engineer (RCE) as to whether and when payment for the subcontractor's work has been made to the Contractor. If payment has been made to the Contractor, and a subcontractor certifies to the RCE that the subcontractor has not been paid within seven (7) calendar days of SCDOT's payment to the Contractor or paid as provided in paragraph (1) for sub-tiers, the RCE will notify the Director of Construction. If SCDOT has not approved the delay in payment pursuant to paragraph 3 above, appropriate remedies set forth in paragraph (4) will be applied. On federally funded projects, the subcontractor may contact the Federal Highway Administration should SCDOT fail to address the non-payment issue.

(6) The Contractor agrees by submitting this bid or proposal that it will include this clause titled "PROMPT PAYMENT CLAUSE," provided by the SCDOT, without modification, in all subcontracts with its subcontractors. Contractor is responsible for requiring all of its subcontractors to include this PROMPT PAYMENT CLAUSE in all lower tier subcontracts. If Contractor knowingly enters or knowingly allows a subcontractor or lower tier subcontractor to enter into a subcontract without the PROMPT PAYMENT CLAUSE, SCDOT may apply the appropriate remedies set forth in paragraph (4) or pursue other available remedies, including breach of contract.

January 1, 2018

ERRATA TO 2007 STANDARD SPECIFICATIONS FOR HIGHWAY CONSTRUCTION

Make the changes listed below to correct errata in the SDCOT *2007 Standard Specifications for Highway Construction*:

DIVISION 100 GENERAL PROVISIONS

SECTION 101 DEFINITIONS AND TERMS

Subsection 101.2 Abbreviations and Acronyms

Amend the table of **SCDOT OFFICIALS AND OFFICES** as follows:

DELETIONS		REPLACEMENTS	
~~BDE*~~	~~Bridge Design Engineer~~	PSE*	Preconstruction Support Engineer
~~BDGE*~~	~~Bridge Design Geotechnical Engineer~~	GDSE*	Geotechnical Design Support Engineer
~~SHE*~~	~~State Highway Engineer~~	DSE*	Deputy Secretary for Engineering

*Wherever it appears in the text, replace the deleted abbreviation with the new abbreviation.

SECTION 102 BIDDING REQUIREMENTS AND CONDITIONS

Subsection 102.8 Irregular Bids

Paragraph 2, item E, first sentence; delete the word "the" after the word "When".

SECTION 105 CONTROL OF WORK

Subsection 105.6 Cooperation with Utilities

Paragraph 1, last sentence; change the word "THE" to "the".

DIVISION 200 EARTHWORK

SECTION 202 REMOVAL OF STRUCTURES AND OBSTRUCTIONS

Subsection 202.5 Measurement

Paragraph 5, second bullet; change the words "Brick sidewalk" to "Concrete, brick or stone sidewalks".

SECTION 204 STRUCTURE EXCAVATION

Subsection 204.2.1.2 Structure Excavation for Culverts

Paragraph 1, at the end of the first sentence; change "**Subsection 204.4**" to "**Subsection 204.5**".

DIVISION 400 ASPHALT PAVEMENTS

SECTION 401 HOT MIXED ASPHALT (HMA) PAVEMENT

Subsection 401.2.1.2 Liquid Anti-Stripping Agent

Paragraph 1, first sentence; delete the period at the end of the sentence and add "and SC-M-406.".

Subsection 401.2.5 Material for Full Depth Patching

Paragraph 1, delete and replace with the following:

"Use an approved SCDOT Intermediate Type C mix for all Full Depth Patching."

Subsection 401.5 Measurement

After paragraph 10, add the following paragraph:

11 The measurement of Prime Coat is the number of gallons of asphalt material applied to the completed and accepted base course.

Subsection 401.6 Payment

After paragraph 12, add the following paragraph:

13 "The payment for Prime Coat is at the contract unit price for Prime Coat and includes compensation for all labor, equipment, tools, maintenance, and incidentals necessary to complete that work."

Subsection 401.6 Payment

Paragraph 13, **Table of Pay Items**

Change paragraph reference number "13" to "14" and add the following Pay Item:

Item No.	Pay Item	Unit
4010005	Prime Coat	GAL

SECTION 403 HMA SURFACE COURSE

Subsection 403.5 Measurement

Paragraph 1, first sentence; change "HMA Intermediate Course" to "HMA Surface Course".

Subsection 403.6 Payment

Paragraph 1, first sentence; change "HMA Intermediate Course" to "HMA Surface Course".

SECTION 407 ASPHALT SURFACE TREATMENT – DOUBLE TREATMENT

Subsection 407.5 Measurement

Paragraph 1, first sentence; add the word "is" after "(Double Treatment Type (1, 2, 3, 4, or 5))".

SECTION 408 ASPHALT SURFACE TREATMENT – TRIPLE TREATMENT

Subsection 408.5 Measurement

Paragraph 1, first sentence; add the word "is" after "(Triple Treatment Type (1 or 2))".

DIVISION 600 MAINTENANCE AND TRAFFIC CONTROL

SECTION 625 PERMANENT PAVEMENT MARKINGS FAST DRY WATERBOURNE PAINT

Subsection 625.2.2.4.11 Lead Content

Paragraph 1, first sentence; change 6% to 0.06%.

SECTION 627 THERMOPLASTIC PAVEMENT MARKINGS

Subsection 627.4.10 Inspection and Acceptance of Work

Paragraph 2, first sentence; change "period of 90 days" to "period of 180 days".

Subsection 627.4.10 Inspection and Acceptance of Work

Paragraph 2, second sentence; change "90-day observation period" to "180-day observation period".

Subsection 627.4.10 Inspection and Acceptance of Work

Paragraph 3, first sentence; change "90-day period" to "180-day period".

DIVISION 700 STRUCTURES

SECTION 709 STRUCTURAL STEEL

Subsection 709.4.3.5.2 Submittals and Notification

Paragraph 1, delete the last two sentences and replace them with, “The Department’s review and acceptance are required before any field welding will be permitted.”

Subsection 709.6.3 Pay Items (page 650)

Subsection heading number; change subsection heading number from "**709.6.3**" to "**709.6.4**".

SECTION 712 DRILLED SHAFTS AND DRILLED PILE FOUNDATIONS

Subsection 712.4.4 Dry Construction Method

Paragraph 2, last sentence in A; change "*Drilled Shaft Report* " to "*Drilled Shaft Log".*

Subsection 712.4.10.4 Excavation Cleanliness

Paragraph 1, last sentence; change "*Drilled Shaft Report"* to "*Drilled Shaft Log".*

Subsection 712.4.10.6 Shaft Load Test

Change first paragraph reference number from “2” to “1”.

Subsection 712.6.10 Drilled Pile Set-Up

Insert paragraph reference number “1” to the left of the first paragraph.

SECTION 723 DECK JOINT STRIP SEAL

Subsection 723.1 Description

Insert paragraph reference number “3” to the left of the third paragraph.

SECTION 726 BRIDGE DECK REHABILITATION

Subsection 726.4.1 General

Insert paragraph reference number “1” to the left of the first paragraph.

Subsection 723.4.6 Full Depth Patching (page 790)

Subsection heading number; change subsection heading number from "**723.4.6**" to "**726.4.6**"

Subsection 726.6.8 Concrete Overlay (Latex) or (Portland Cement) (page 802)

Paragraph 2, the equation is changed to AP=CP X (ACS/RCS) ^ 2

SECTION 727 CROSSHOLE SONIC LOGGING OF DRILLED SHAFT FOUNDATIONS

Subsection 726.6 Payment (page 807)

Subsection heading number; change subsection heading number from "**726.6**" to "**727.6**"

DIVISION 800 INCIDENTAL CONSTRUCTION

SECTION 805 GUARDRAIL

Subsection 805.5 Measurement

Paragraph 4; amend as follows:

"The quantity for the pay item 8053000 Additional Length Guardrail Post is the length of required post installed in excess of the standard-length post based on the system being installed, measured by the linear foot (LF), complete, and accepted."

Subsection 815.1 Description

Paragraph 1, first sentence; change “temporary flexible pipe” to “temporary pipe”.

Subsection 815.5 Measurement

Paragraph 13; delete the first sentence and replace it with the following sentence: "The quantity for Temporary Pipe Slope Drains is measured and paid for in accordance with **Subsections 803.5** and **803.6** respectively."

Subsection 815.5 Measurement

Delete paragraph 19.

Subsection 815.6 Payment

After paragraph 15, add the following paragraph:

16 Payment for Removal of Silt Retained by Silt Fence is full compensation for removing and disposing of sediment deposits accumulated by silt fences as specified or directed and includes all materials, labor, equipment, tools, supplies, transportation, and incidentals necessary to fulfill the requirements of the pay item in accordance with the Plans, the Specifications, and other terms of the Contract.

Subsection 815.6 Payment

Change original paragraph number “16” to “17”.

Subsection 815.6 Payment

Pay Item table; change the Unit for Item No. 8156214 to "EA".

INDEX:

Amend as follows:

Page I-3, after "Bridge Deck Rehabilitation, measurement and payment:" Delete page 807.

Page I-12, after "Letting:"
Replace page 19 with page 9.

Page I-13, after "Overhead Sign Structure:" Replace page 488 with page 495.

Page I-15, after "Proof Rolling:" Delete page 98.

Page I-18, after "Structural Steel, turned and ribbed bolts:"
Replace page 624 with page 625.

Page I-19, after "Waterproofing, bridge deck:" Delete page 907.

Page I- Drawings:"
Replace page 543 with page 779.

SECTION V: BID FORM

SECTION ONE

FAIRFIELD COUNTY BLACKSTOCK PARK PROJECT, RFB: 21-63.05

BY SUBMITTING THIS BID, THE UNDERSIGNED BIDDER REPRESENTS:

A. that he has carefully examined the plans and specifications with the related documents and visited the site of the Project for which he is submitting a Bid.

B. that he is familiar with all the conditions surrounding the performance of the Work required for this Project, including the availability of materials, equipment, supplies and labor, and has visited the site and is therefore familiar with all physical conditions affecting the work and has considered same in calculating his bid

C. that, if he is awarded the Contract, he will provide all labor, material, supplies. And equipment and execute the Work in accordance with the Contract Documents.

D. that, if awarded the Contract he will commence work after the issuance of a "Notice to Proceed" as required herein.

E. that, if awarded the Contract, he agrees that if the Work or any part thereof is not completed according to the specifications and terms of the Contract Documents and within Contract Time (including any extension thereof), he and his sureties will be liable for Liquidated Damages in accordance with the Contract.

F. that he will hold his Bid open for sixty (60) calendar days after the date Bids are opened or else forfeit the Bid Security to the Owner.

G. that, if awarded the Contract, he will provide a Performance Bond and a Payment Bond together with insurance coverage as required herein.

H. that he understands that the Owner reserves the right to reject any Bids which do not meet the Bid Requirements, or all Bids in the event that the Project is canceled or postponed, or if such is in the best interests of the County.

I. that if awarded the Contract the successful Bidder will enter and execute a contract as required herein.

J. that the Bidder is legally able to enter into and perform a contract, if awarded.

K. that the Bidder is current on all taxes and fees owed to the County.

L. that the bidder agrees to commence work upon issuance of Notice to Proceed with an adequate force, carry the work forward as rapidly as possible, and complete the Project as required by the Special Provisions. .

M. that the bidder agrees that in the case of failure or refusal on his part to execute the Contract within five (5) calendar days after the issuance of a Notice of Award, the check, cash, or Bid Bond accompanying this Bid shall be paid into the funds of the County's account set aside for this Project, as liquidated damages, and not as penalty, for such failure; otherwise the check, cash, or Bid Bond accompanying this Bid shall be returned to the undersigned.

N. that the unit price per ton, square yard, linear foot, etc., must reflect all materials, supplies, equipment, supervision, labor costs, quality control services, and sales tax necessary to complete the project. All costs for grading, sweeping, cleaning, shaping, tacking, compacting, etc.; shall also be included in the unit bid price.

O. that the unit price per ton, square yard, linear foot, etc., must reflect all materials, supplies, equipment, supervision, labor costs, quality control services, and sales tax necessary to complete the project. All costs for grading, sweeping, cleaning, shaping, tacking, compacting, etc.; shall also be included in the unit bid price.

P. that he acknowledges and understands that all Contractor "As Bid" unit measures for the various Project Elements will be reviewed by The County and, where any discrepancies are noted The County reserves the right to advise the bidder and make the necessary corrections and thereby adjust the Contractor's sum total bid amount accordingly. All adjustments, if any, will be predicated on work measurement as represented on the plans. We shall have the option to decline any reasonable unit measure adjustment that will reflect an increase in our base bid. Therefore, it is understood that unless declined, any adjustments reflecting an increase in the element costs will, when adjusted, reflect an overall increase in the base bid and will be considered in determining the most responsive

Q. that the undersigned, certify that this Bid does not violate Federal or State Antitrust Laws and I have received and read the Request for Bids and understand that this Bid is subject to all conditions thereof. A signature below indicates that the Offeror herein, his agents, servants and/or employees, have not in any way colluded with anyone for and on behalf of the Offeror, or themselves, to gain any favoritism in the award of the Contract herein.

R. that the undersigned certifies that the Contractor listed below will provide a "drug-free workplace" as that term is defined in Section 44-107-30 of the Code of Laws of South Carolina, 1976, as amended, by complying with the requirements set forth in Title 44, chapter 107

S. CONTRACTORS NAME: _____

FEDERAL IDENTIFICATION NUMBER:_____

CONTRACTOR'S CLASSIFICATIONS AND SUBCLASSIFICATIONS WITH LIMITATIONS

_____	_____	_____
(Classification)	(Sub-Classification)	(Limitations)

_____
(S.C. Contractor's License Number)

SECTION TWO

FAIRFIELD COUNTY BLACKSTOCK PARK PROJECT, RFB: 21-63.05

BID OF (CONTRACTOR NAME): _____

ITEM #	DESCRIPTION	UNIT	QUANTITY	UNIT PRICE	EXTENDED PRICE
1	Mobilization	LS	1		
2	Bonds and Insurance	LS	1		
3	Clearing and grubbing	ACRE	0.65		
4	Site Grading	LS	1		
5	Sediment Dam	EACH	1		
6	Riprap	TON	20		
7	Erosion Control	LS	1		
8	12" HDPE Pipe	LF	40		
9	Picnic Shelter	LS	1		
10	6' Length Tables	EACH	8		
11	Trash Receptable	EACH	5		
12	Park Benches	EACH	6		
13	Park Bench Canopy	EACH	6		
14	Playground Equipment	EACH	1		
15	Park Sign	EACH	1		
16	Walking Trail Sign	EACH	1		
17	Concrete Driveway (8")	SY	140		
18	Handicapped Parking Concrete (6")	SY	135		
19	Concrete Walking Path (4")	SY	1150		
20	Basketball Court and Picnic Shelter Concrete (4")	SY	460		
21	CR-14 Gravel Parking (6")	SY	750		
22	Wheel Stops	EACH	10		
23	Basketball Goal	EACH	1		
24	24" White Stop Bar Thermo 125-Mil	LF	12		
25	Stop Sign 30"x 30" on Metal Post	EACH	1		
26	Swing System	EACH	2		
27	Handicapped Symbol Blue Thermo	EACH	2		
28	Handicapped Sign on Metal Post	Each	2		
29	Grassing	ACRE	0.3		
30	Playground Mulch	SY	350		
31	Permanent Construction Signs Schedule E	SF	48		
				GRAND TOTAL	$

ALTERNATE A	**SY ADD**	$
	SY DEDUCT	$

(***Grand Total in Words***)

The Bid prices for Unit Price Work set forth as of the Effective Date of the Agreement are based on estimated quantities. As provided in the General Conditions, estimated quantities are not guaranteed, and determinations of actual quantities and classifications are to be made by Engineer as provided in of the General Conditions.

SECTION THREE

FAIRFIELD COUNTY BLACKSTOCK PARK PROJECT, RFB: 21-63.05

LISTING OF SUBCONTRACTORS:

Any bidder in response to this Request for Bids shall set forth in his bid the name and location of the place of business for each of the following subcontractors (if so specified) who may perform work or render services to the Prime Contractor to or about the construction, or who will specifically fabricate or install a portion of the work. If the Prime Contractor determines to use his own employees to perform any portion of the work for which he would otherwise be required to list a subcontractor, and if the Prime Contractor is qualified to perform such work under the terms of the Request for Bids, the Prime Contractor shall indicate this in his bid and not subcontract any of that work except with the approval of owner for good cause shown.

Failure to list specified subcontractors shall render the prime Contractor's bid non-responsive. No Prime Contractor whose bid is accepted shall substitute any person as a subcontractor in place of the subcontractor listed in the original bid, except as specified within the contract documents.

Subcontractor: _____

Work to be undertaken: _____

Place of Business: _____

Principal: _____

License No_____

Subcontractor: _____

Work to be undertaken: _____

Place of Business: _____

Principal: _____

License No_____

Subcontractor: _____

Work to be undertaken: _____

Place of Business: _____

Principal: _____

License No_____

Subcontractor: _____

Work to be undertaken: _____

Place of Business: _____

Principal: _____

License No_____

SECTION FOUR

FAIRFIELD COUNTY BLACKSTOCK PARK PROJECT, RFB: 21-63.05

Respectfully submitted this ____ day of _____, 2022

Company Name: _____

Authorized Signature: _____

Name and Title (type or print) _____

Email Address (type or print) _____

Principal of Company (e.g., Name of President, General Partner, Owner, etc.)

_____

State of Incorporation: _____

Business Address: _____

City, State, Zip Code: _____

Telephone Number: _____ Fax Number: _____

Contractor's Federal Tax I.D. No.: _____

S.C. Contractor's License No.: _____

S.C. Bidder's License No.: _____

ACKNOWLEDGMENT OF RECEIPT OF AGENDA:

(If more addenda are issued, then add to the list.)

Addendum No.1 dated: _____

Addendum No.2 dated: _____

Addendum No.3 dated: _____

BID BOND

KNOW ALL MEN BY THESE PRESENTS, that we _____, as Principal, a (___corporation, ___ partnership, ___ individual) duly authorized by law to do business as a construction contractor in the State of South Carolina, and _____, as Surety, a corporation duly authorized to transact surety business under the Law of the state of South Carolina, are held and firmly bound unto Fairfield County as oblige, in the penal sum of:

Five Percent (5%) of the Bid Amount

for the payment of which sum well and truly to be made, the said Principal and the said Surety, bind ourselves, our heirs, executors, administrators, successors and assigns, jointly and severally, firmly by these presents.

WHEREAS, the Principal has submitted a bid for the project named:

FAIRFIELD COUNTY BLACKSTOCK PARK PROJECT - RFB: 21-63.05

NOW, THEREFORE, if the Oblige shall accept the bid of the Principal and the Principal shall enter into a Contract with the Oblige in accordance with the terms of such bid, and give such bonds as may be specified in the bidding or Contract Documents with good and sufficient surety acceptable to the Oblige, then this obligation shall be null and void, otherwise to remain in full force and effect.

Signed and sealed this _____ day of _____, 2022.

PRINCIPAL	**SURETY**
_____ (Seal)	_____ (Seal)
Bidder's Name and Corporate Seal	Surety's Name and Corporate Seal
By: _____	By: _____
Signature and Title	Signature and Title (Attach Power of Attorney)
Attest: _____	Attest: _____
Signature and Title	Signature and Title

Note: A copy of the agent's Power of Attorney for the Surety Company must be attached to this bond form.

SECTION VI: PROJECT INFORMATION

PROJECT ESTIMATED QUANTITIES OVERALL

ITEM #	DESCRIPTION	UNIT	QUANTITY
1	Mobilization	LS	1
2	Bonds and Insurance	LS	1
3	Clearing and grubbing	ACRE	0.65
4	Site Grading	LS	1
5	Sediment Dam	EACH	1
6	Riprap	TON	20
7	Erosion Control	LS	1
8	12" HDPE Pipe	LF	40
9	Picnic Shelter	LS	1
10	6' Length Tables	EACH	8
11	Trash Receptable	EACH	5
12	Park Benches	EACH	6
13	Park Bench Canopy	EACH	6
14	Playground Equipment	EACH	1
15	Park Sign	EACH	1
16	Walking Trail Sign	EACH	1
17	Concrete Driveway (8")	SY	140
18	Handicapped Parking Concrete (6")	SY	135
19	Concrete Walking Path (4")	SY	1150
20	Basketball Court and Picnic Shelter Concrete (4")	SY	460
21	CR-14 Gravel Parking (6")	SY	750
22	Wheel Stops	EACH	10
23	Basketball Goal	EACH	1
24	24" White Stop Bar Thermo 125-Mil	LF	12
25	Stop Sign 30"x 30" on Metal Post	EACH	1
26	Swing System	EACH	2
27	Handicapped Symbol Blue Thermo	EACH	2
28	Handicapped Sign on Metal Post	Each	2
29	Grassing	ACRE	0.3
30	Playground Mulch	SY	350
31	Permanent Construction Signs Schedule E	SF	48

PROJECT STANDARD DRAWINGS

605-010-02 (Scheme E)

610-005-00 (Flagging Operations)

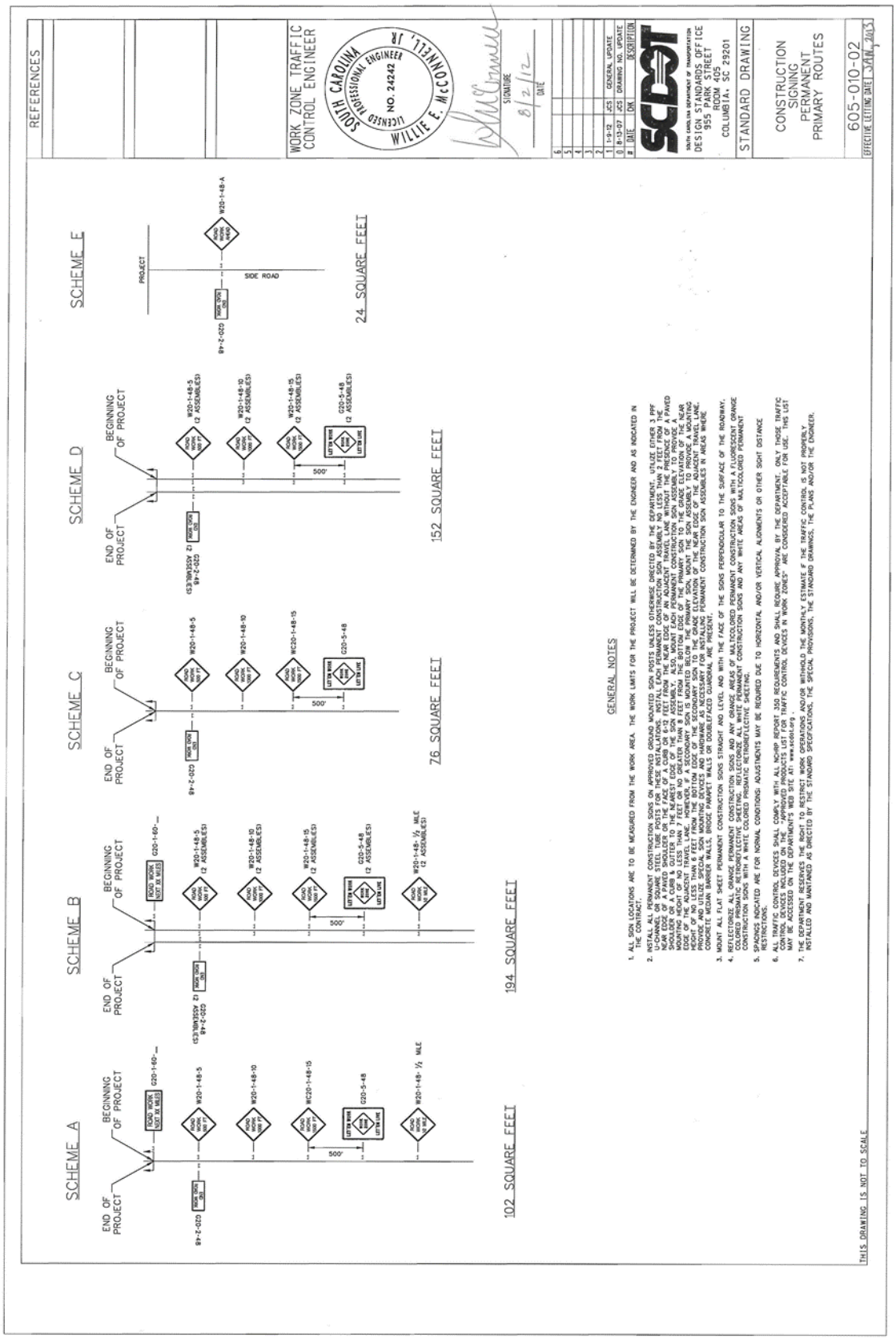
REFERENCES
WORK ZONE TRAFFIC CONTROL ENGINEER
SOUTH CAROLINA PROFESSIONAL ENGINEER
LICENSED
WILLIE F. McCONNELL, JR
NO. 24242
SIGNATURE
8/2/12
DATE
SCHEME A
SCHEME B
SCHEME C
SCHEME D
SCHEME E
BEGINNING OF PROJECT
END OF PROJECT
ROAD WORK NEXT 20 MILES
ROAD WORK 500 FT
LEFT LANE ENDS
RIGHT LANE ENDS
500'
SIDE ROAD
PROJECT
102 SQUARE FEET
194 SQUARE FEET
76 SQUARE FEET
152 SQUARE FEET
24 SQUARE FEET
GENERAL NOTES
1. ALL SIGN LOCATIONS ARE TO BE MEASURED FROM THE WORK AREA. THE WORK LIMITS FOR THE PROJECT WILL BE DETERMINED BY THE ENGINEER AND AS INDICATED IN THE CONTRACT DOCUMENTS.
2. INSTALL ALL PERMANENT CONSTRUCTION SIGNS ON APPROVED GROUND MOUNTED SIGN POSTS UNLESS OTHERWISE DIRECTED BY THE DEPARTMENT. UTILIZE EITHER 5 PPF U-CHANNEL OR SQUARE STEEL TUBE POSTS FOR THESE INSTALLATIONS. INSTALL EACH PERMANENT CONSTRUCTION SIGN ASSEMBLY NO LESS THAN 2 FEET FROM THE NEAR EDGE OF A PAVED SHOULDER OR THE FACE OF A CURB OR 6'-0 FEET FROM THE NEAR EDGE OF AN ADJACENT TRAVEL LANE WITHOUT THE PRESENCE OF A PAVED SHOULDER OR CURB. INSTALL EACH SIGN ASSEMBLY SO THAT THE BOTTOM EDGE OF THE PRIMARY SIGN IS NO LESS THAN 7 FEET OR NO GREATER THAN 9 FEET FROM THE BOTTOM EDGE OF THE PRIMARY SIGN TO THE GRADE ELEVATION OF THE NEAR EDGE OF THE ADJACENT TRAVEL LANE. HOWEVER, IF A SECONDARY SIGN IS MOUNTED BELOW THE PRIMARY SIGN, MOUNT THE SIGN ASSEMBLY TO PROVIDE A MOUNTING HEIGHT OF NO LESS THAN 5 FEET FROM THE BOTTOM EDGE OF THE SECONDARY SIGN TO THE GRADE ELEVATION OF THE NEAR EDGE OF THE ADJACENT TRAVEL LANE. PROVIDE AND UTILIZE SPECIAL SIGN MOUNTING DEVICES AND HARDWARE AS NECESSARY FOR INSTALLING PERMANENT CONSTRUCTION SIGN ASSEMBLIES IN AREAS WHERE CONCRETE MEDIAN BARRIER WALLS, BRIDGE PARAPET WALLS OR DOUBLEFACED GUARDRAIL ARE PRESENT.
3. MOUNT ALL FLAT SHEET PERMANENT CONSTRUCTION SIGNS STRAIGHT AND LEVEL AND WITH THE FACE OF THE SIGNS PERPENDICULAR TO THE SURFACE OF THE ROADWAY.
4. REFLECTORIZE ALL ORANGE PERMANENT CONSTRUCTION SIGNS AND ANY ORANGE AREAS OF MULTICOLORED PERMANENT CONSTRUCTION SIGNS WITH A FLUORESCENT ORANGE COLORED PRISMATIC RETROREFLECTIVE SHEETING. REFLECTORIZE ALL WHITE PERMANENT CONSTRUCTION SIGNS AND ANY WHITE AREAS OF MULTICOLORED PERMANENT CONSTRUCTION SIGNS WITH A WHITE COLORED PRISMATIC RETROREFLECTIVE SHEETING.
5. SPACINGS INDICATED ARE FOR NORMAL CONDITIONS. ADJUSTMENTS MAY BE REQUIRED DUE TO HORIZONTAL AND/OR VERTICAL ALIGNMENTS OR OTHER SIGHT DISTANCE RESTRICTIONS.
6. ALL TRAFFIC CONTROL DEVICES SHALL COMPLY WITH ALL NCHRP REPORT 350 REQUIREMENTS AND SHALL REQUIRE APPROVAL BY THE DEPARTMENT. ONLY THOSE TRAFFIC CONTROL DEVICES INCLUDED ON THE APPROVED PRODUCT LIST FOR TRAFFIC CONTROL DEVICES IN WORK ZONES" ARE CONSIDERED ACCEPTABLE FOR USE. THIS LIST MAY BE ACCESSED ON THE DEPARTMENT'S WEB SITE AT: www.scdot.org
7. THE DEPARTMENT RESERVES THE RIGHT TO RESTRICT WORK OPERATIONS AND/OR WITHHOLD THE MONTHLY ESTIMATE IF THE TRAFFIC CONTROL IS NOT PROPERLY INSTALLED AND MAINTAINED AS DIRECTED BY THE STANDARD SPECIFICATIONS, THE SPECIAL PROVISIONS, THE STANDARD DRAWINGS, THE PLANS AND/OR THE ENGINEER.
THIS DRAWING IS NOT TO SCALE
DATE DWN DESCRIPTION
1 1-9-12 JCS GENERAL UPDATE
0 8-13-07 JCS DRAWING NO. UPDATE
SCDOT
SOUTH CAROLINA DEPARTMENT OF TRANSPORTATION
DESIGN STANDARDS OFFICE
955 PARK STREET
ROOM 405
COLUMBIA, SC 29201
STANDARD DRAWING
CONSTRUCTION SIGNING PERMANENT PRIMARY ROUTES
605-010-02
EFFECTIVE LETTING DATE: JAN 2013



REFERENCES

WORK ZONE TRAFFIC CONTROL ENGINEER

SOUTH CAROLINA LICENSED PROFESSIONAL ENGINEER NO. 24242 WILLIE E. McCONNELL, JR.

SIGNATURE

7/27/15

DATE

#	DATE	CHK	DESCRIPTION
6			
5			
4			
3			
2			
1			
0	1-14-15	JCS	NEW DRAWING

SCDOT

SOUTH CAROLINA DEPARTMENT OF TRANSPORTATION
DESIGN STANDARDS OFFICE
955 PARK STREET
ROOM 405
COLUMBIA, SC 29201

STANDARD DRAWING

FLAGGING OPERATIONS TWO-LANE TWO-WAY PRIMARY & SECONDARY ROUTES

610-005-00

EFFECTIVE LETTING DATE JAN 2016

THIS DRAWING IS NOT TO SCALE

FLAGGING OPERATIONS
GENERAL NOTES

(ALL NOTES, SPECIFICATIONS AND REQUIREMENTS ON THIS STANDARD DRAWING APPLY TO ALL SUBSEQUENT STANDARD DRAWINGS REGARDING FLAGGING OPERATIONS UNLESS OTHERWISE NOTED)

FLAGGING OPERATIONS -

1. KEY FEATURES RELEVANT TO FLAGGING OPERATIONS:

APPROACH TAPER - THIS IS A ONE-LANE TWO-WAY TAPER PLACED IN THE TRAVEL LANE WHERE THE WORK ACTIVITY TAKES PLACE. THIS TAPER PRECEDES THE BUFFER SPACE AND THE WORK ACTIVITY AREA. THE LENGTH OF THIS TAPER MAY VARY FROM 50 FEET TO 100 FEET. INSTALL AND MAINTAIN NO LESS THAN FIVE (5) TRAFFIC CONTROL DEVICES EQUALLY SPACED AT 10' TO 25' INTERVALS AS NECESSARY TO CORRESPOND WITH THE LENGTH OF THE TAPER.

DOWNSTREAM TAPER - THIS TAPER, PLACED IN THE TRAVEL LANE WHERE THE WORK ACTIVITY TAKES PLACE, FOLLOWS THE WORK ACTIVITY AREA AND SERVES AS THE TERMINATION AREA FOR THE CLOSURE OF THE TRAVEL LANE. THE LENGTH OF THIS TAPER MAY VARY FROM 50 FEET TO 100 FEET. INSTALL AND MAINTAIN NO LESS THAN FIVE (5) TRAFFIC CONTROL DEVICES IN THIS TAPER.

FLAGGER STATION - THIS IS THE SPECIFIC LOCATION OF THE FLAGGER.

CLOSED LANE FLAGGER - THIS FLAGGER IS STATIONED ADJACENT TO THE FIRST TRAFFIC CONTROL DEVICE IN THE APPROACH TAPER WHO CONTROLS THE TRAFFIC THAT REQUIRES RELOCATION FROM THE TRAVEL LANE BEING CLOSED TO TRAFFIC.

OPEN LANE FLAGGER - THIS FLAGGER IS STATIONED 100 FEET BEYOND THE LAST TRAFFIC CONTROL DEVICE IN THE DOWNSTREAM TAPER WHO CONTROLS THE TRAFFIC OPERATING IN THE TRAVEL LANE REMAINING OPEN TO TRAFFIC.

BUFFER SPACE - THIS AREA IS LOCATED BETWEEN THE DOWNSTREAM END OF THE APPROACH TAPER AND THE NEAREST LIMITS OF THE WORK ACTIVITY AREA AND MAY PROVIDE SOME RECOVERY SPACE FOR AN ERRANT VEHICLE. THE PRESENCE OF PERSONNEL, TOOLS, MATERIALS, EQUIPMENT, WORK VEHICLES, ETC. WITHIN THE LIMITS OF THE BUFFER SPACE IS PROHIBITED. HOWEVER, WHEN THE MINIMUM DISTANCE REQUIREMENTS FOR THE BUFFER SPACE ARE UNAVAILABLE, A TRUCK MOUNTED ATTENUATOR MAY TEMPORARILY ENCROACH UPON THE BUFFER SPACE IN ACCORDANCE WITH THE REQUIREMENTS SPECIFIED IN THE SECTION BELOW ENTITLED, "BUFFER SPACE", WHEN APPROVED BY THE ENGINEER.

WORK ACTIVITY AREA - PERSONNEL, MATERIALS, EQUIPMENT, WORK VEHICLES, ETC. ARE PRESENT WITHIN THIS AREA TO CONDUCT THE WORK.

LIMITS of the WORK ACTIVITY AREA - THIS IS THE BOUNDARY OF THE WORK ACTIVITY AREA FIRST ENCOUNTERED, FROM EITHER DIRECTION, BY MOTORISTS PASSING BY THE WORK ACTIVITY AREA IN THE ADJACENT TRAVEL LANE OPEN TO TRAFFIC AND CONTROLLED BY THE FLAGGERS.

APPROACH LANE - TRAFFIC APPROACHES AN INTERSECTION OR A SPECIFIC LOCATION IN THIS TRAVEL LANE.

DEPARTURE LANE - TRAFFIC DEPARTS FROM AN INTERSECTION OR A SPECIFIC LOCATION IN THIS TRAVEL LANE.

MAINLINE APPROACH - THIS IS AN APPROACH TO THE WORK ACTIVITY AREA ON THE ROADWAY WHERE THE WORK ACTIVITY AREA IS LOCATED.

SIDE ROADS - THESE ROADS INTERSECT THE ROADWAY ON WHICH THE WORK ACTIVITY AREA IS LOCATED.

LIMITS of the INTERSECTION - THE LIMITS OF OR THE PHYSICAL AREA WITHIN AN INTERSECTION IS DEFINED BY THE LOCATION OF STOP BARS WHEN PRESENT, WHEN STOP BARS ARE ABSENT, THE LIMITS OF OR THE PHYSICAL AREA WITHIN AN INTERSECTION IS DEFINED BY THE LOCATION POINTS WHERE THE CORNER RADII BETWEEN ADJACENT ROADWAY APPROACHES TIE TO THE EDGE OF PAVEMENT OR THE EDGE OF TRAVEL LANE ADJACENT TO THE EDGE OF PAVEMENT OF EACH ROADWAY.

2. INSTALL, CONDUCT AND MAINTAIN FLAGGING OPERATIONS IN ACCORDANCE WITH THE STANDARD SPECIFICATIONS, THE STANDARD DRAWINGS, THE MUTCD AND THE "SOUTH CAROLINA FLAGGER'S HANDBOOK" UNLESS OTHERWISE DIRECTED BY THE DEPARTMENT. INSTALL ALL SIGNS RELATIVE TO A FLAGGING OPERATION PRIOR TO INITIATION OF THE OPERATION AND REMOVE OR COVER ALL SIGNS IMMEDIATELY UPON TERMINATION OF THE OPERATION. EQUIP EACH FLAGGER WITH A 24" x 24" STOP/SLOW PADDLE MOUNTED ON A RIGID HANDLE WITH A MINIMUM LENGTH OF 7 FEET. THE DEPARTMENT PROHIBITS THE USE OF FLAGS EXCEPT DURING EMERGENCY SITUATIONS.

3. LANE CLOSURES FOR FLAGGING OPERATIONS ARE RESTRICTED TO A MAXIMUM DISTANCE OF 2 MILES UNLESS OTHERWISE APPROVED BY THE ENGINEER. THE WORK LIMITS WILL COMPLY WITH THE CONTRACT AND SHALL REQUIRE THE ENGINEER'S APPROVAL PRIOR TO BEGINNING THE WORK.

4. INSTALL AND MAINTAIN THE PROPER ARRAY OF ADVANCE WARNING SIGNS FOR EACH "MAINLINE APPROACH" WHEN A FLAGGING OPERATION IS IN PLACE AND ACTIVE. WHEN NECESSARY TO RELOCATE THE "FLAGGER STATION" WHILE ACTIVELY MAINTAINING THE FLAGGING OPERATION, INSTALL AN ADDITIONAL ARRAY OF ADVANCE WARNING SIGNS AT THE LOCATION RELATIVE TO THE NEW "FLAGGER STATION" AND REMOVE THE ORIGINAL ARRAY OF ADVANCE WARNING SIGNS IMMEDIATELY UPON COMPLETION OF THE RELOCATION OF THE FLAGGER TO THE NEW "FLAGGER STATION".

5. INSTALL ALL ADVANCE WARNING SIGNS IMMEDIATELY PRIOR TO INITIATING A FLAGGING OPERATION AND REMOVE OR COVER ALL SIGNS IMMEDIATELY UPON TERMINATION OF THE OPERATION.

6. MAINTAIN TWO-WAY RADIO COMMUNICATIONS BETWEEN ALL FLAGGERS.

NIGHTTIME FLAGGING OPERATIONS -

1. EACH FLAGGER SHALL WEAR SAFETY APPAREL IN COMPLIANCE WITH THE REQUIREMENTS OF ANSI/ ISEA 107 STANDARD PERFORMANCE FOR CLASS 3 RISK EXPOSURE, LATEST REVISION, WHEN CONDUCTING NIGHTTIME FLAGGING OPERATIONS.

2. ILLUMINATE EACH "FLAGGER STATION" WITH ANY COMBINATION OF PORTABLE LIGHTS, STANDARD ELECTRIC LIGHTS, EXISTING STREET LIGHTS, ETC. THAT WILL PROVIDE A MINIMUM ILLUMINATION LEVEL OF 108 Lx OR 10 fc WHEN CONDUCTING NIGHTTIME FLAGGING OPERATIONS.

3. SUPPLEMENT EACH ARRAY OF ADVANCE WARNING SIGNS ON EACH "MAINLINE APPROACH" WITH A TRAILER MOUNTED CHANGEABLE MESSAGE SIGN. THESE CHANGEABLE MESSAGE SIGNS ARE NOT REQUIRED ON THE "SIDE ROADS" INTERSECTING THE ROADWAY WHERE THE "WORK ACTIVITY AREA" IS LOCATED. ALSO, THESE CHANGEABLE MESSAGE SIGNS ARE NOT REQUIRED DURING DAYTIME FLAGGING OPERATIONS UNLESS OTHERWISE DIRECTED BY THE STANDARD DRAWINGS. INSTALL THE CHANGEABLE MESSAGE SIGNS IN ADVANCE OF THE ADVANCE WARNING SIGN ARRAYS. THE MESSAGES SHOULD BE "PREPARE TO STOP", "FLAGGER AHEAD". A TRUCK MOUNTED CHANGEABLE MESSAGE SIGN IS NOT AN ACCEPTABLE ALTERNATIVE TO A TRAILER MOUNTED CHANGEABLE MESSAGE SIGN DURING NIGHTTIME FLAGGING OPERATIONS.

4. UTILIZE PORTABLE PLASTIC DRUMS OR 42" OVERSIZED TRAFFIC CONES IN PLACE OF 36" STANDARD TRAFFIC CONES DURING NIGHTTIME FLAGGING OPERATIONS.

BUFFER SPACE -

1. THE MINIMUM DISTANCE REQUIREMENTS FOR THE "BUFFER SPACE" ARE BASED UPON THE LEGAL POSTED REGULATORY SPEED LIMIT OF THE ROADWAY PRIOR TO BEGINNING THE WORK.

SPEED LIMIT	DISTANCES
LOW SPEED ≤ 35 MPH	200 FEET
INTERMEDIATE SPEED 40 - 50 MPH	300 FEET
HIGH SPEED 55 MPH	400 FEET

2. THE PRESENCE OF PERSONNEL, TOOLS, MATERIALS, EQUIPMENT, WORK VEHICLES, ETC. WITHIN THE LIMITS OF THE "BUFFER SPACE" IS PROHIBITED. A TRUCK MOUNTED ATTENUATOR IS THE ONLY WORK VEHICLE THAT MAY TEMPORARILY ENCROACH UPON THE "BUFFER SPACE" IN ACCORDANCE WITH THE CONDITIONS SPECIFIED IN THE FOLLOWING NOTE WHEN APPROVED BY THE ENGINEER. SEE NOTE NO. 3.

3. WHEN THE MINIMUM DISTANCE REQUIREMENTS FOR THE "BUFFER SPACE" ARE UNAVAILABLE DUE TO FIELD CONDITIONS, IT MAY BE NECESSARY FOR A TRUCK MOUNTED ATTENUATOR TO TEMPORARILY ENCROACH UPON THE "BUFFER SPACE" WHEN APPROVED BY THE ENGINEER. A TRUCK MOUNTED ATTENUATOR IS THE ONLY VEHICLE PERMITTED TO TEMPORARILY ENCROACH UPON THE "BUFFER SPACE" AND THIS ENCROACHMENT IS ONLY PERMITTED WHEN ALL REASONABLE OPTIONS TO AVOID DOING SO HAVE BEEN EXHAUSTED. WHEN ENCROACHMENT UPON THE "BUFFER SPACE" IS APPROVED BY THE ENGINEER, MINIMIZE THE TIME DURATION OF THE ENCROACHMENT BY REMOVAL OF THE TRUCK MOUNTED ATTENUATOR FROM THE "BUFFER SPACE" AT THE FIRST OPPORTUNITY THE MINIMUM DISTANCE REQUIREMENTS FOR THE "BUFFER SPACE" BECOME AVAILABLE.

SIGNS AND TRAFFIC CONTROL DEVICES -

1. MEASURE THE ADVANCE WARNING SIGN LOCATIONS FOR EACH APPROACH FROM THE "FLAGGER STATION" LOCATED ON THAT APPROACH.

2. INSTALL THE ADVANCE WARNING SIGNS AS SPACING INTERVALS BASED UPON THE POSTED REGULATORY SPEED LIMIT OF THE ROADWAY PRIOR TO BEGINNING ANY WORK. THE ADVANCE WARNING SIGN SPACING INTERVALS INDICATED ARE FOR NOMINAL CONDITIONS. ADJUSTMENTS TO THESE DISTANCES MAY BE NECESSARY DUE TO EXISTING SIGNS, INTERSECTING ROADWAYS, HORIZONTAL AND/OR VERTICAL ALIGNMENTS OR OTHER SIGHT DISTANCE RESTRICTIONS. SEE TABLE A.

3. INSTALL ADVANCE WARNING SIGNS MOUNTED ON PORTABLE SIGN SUPPORTS NO LESS THAN 4 FEET FROM THE NEAR EDGE OF THE SIGN TO THE NEAR EDGE OF AN ADJACENT TRAVEL LANE ON ROADWAYS WITH EARTH SHOULDERS AND NO LESS THAN 6 FEET FROM THE NEAR EDGE OF THE SIGN TO THE NEAR EDGE OF AN ADJACENT TRAVEL LANE ON ROADWAYS WITH PAVED SHOULDERS. WHEN CURB & GUTTER IS PRESENT, INSTALL THE SIGN NO LESS THAN 2 FEET FROM THE NEAR EDGE OF THE SIGN TO THE FACE OF THE CURB.

4. ALL SIGNS MOUNTED ON PORTABLE SIGN SUPPORTS SHALL HAVE A MINIMUM MOUNTING HEIGHT OF 5 FEET FROM THE GROUND TO THE BOTTOM OF THE SIGN. ALL SIGNS MOUNTED ON GROUND MOUNTED U-CHANNEL OR SQUARE STEEL TUBE POSTS SHALL HAVE A MINIMUM MOUNTING HEIGHT OF 7 FEET FROM THE GRADE ELEVATION OF THE NEAR EDGE OF THE ADJACENT TRAVEL LANE TO THE BOTTOM OF THE SIGN UNLESS OTHERWISE DIRECTED BY THE DEPARTMENT. MOUNT ALL SIGNS STRAIGHT AND LEVEL AND WITH THE FACE OF THE SIGNS PERPENDICULAR TO THE SURFACE OF THE ROADWAY.

5. REFLECTORIZE ORANGE ADVANCE WARNING SIGNS AND ANY ORANGE AREAS OF A MULTI-COLORED ADVANCE WARNING SIGN WITH A FLUORESCENT ORANGE COLORED PRISMATIC RETROREFLECTIVE SHEETING. REFLECTORIZE WHITE REGULATORY SIGNS AND ANY WHITE AREAS OF A MULTI-COLORED ADVANCE WARNING SIGN WITH A WHITE COLORED PRISMATIC RETROREFLECTIVE SHEETING.

6. ALL TRAFFIC CONTROL DEVICES SHALL COMPLY WITH THE REQUIREMENTS OF NCHRP REPORT 350 OR THE AASHTO MANUAL FOR ASSESSING SAFETY HARDWARE (MASH) AND SHALL REQUIRE APPROVAL BY THE DEPARTMENT. ONLY THOSE TRAFFIC CONTROL DEVICES INCLUDED ON THE "APPROVED PRODUCTS LIST FOR TRAFFIC CONTROL DEVICES IN WORK ZONES" ARE CONSIDERED ACCEPTABLE FOR USE. THIS LIST MAY BE ACCESSED ON THE DEPARTMENT'S WEB SITE AT: www.scdot.org .

7. REFLECTORIZATION OF 36" TRAFFIC CONES USED DURING DAYLIGHT HOURS IS NOT REQUIRED IN THE EVENT A DAYTIME FLAGGING OPERATION EXTENDS INTO THE NIGHTTIME HOURS, REPLACE ALL 36" TRAFFIC CONES WITH EITHER PORTABLE PLASTIC DRUMS OR 42" OVERSIZED TRAFFIC CONES. REFLECTORIZE ALL PORTABLE PLASTIC DRUMS AND 42" OVERSIZED TRAFFIC CONES WITH TYPE III OR GREATER FLEXIBLE MICROPRISMATIC RETROREFLECTIVE SHEETING UNLESS OTHERWISE DIRECTED BY THE DEPARTMENT.

8. DELINEATE THE TANGENT AREA OF THE LANE CLOSURE WITH THE NECESSARY TRAFFIC CONTROL DEVICES TO MINIMIZE ENCROACHMENT BY MOTORISTS INTO THE CLOSED TRAVEL LANE UNLESS OTHERWISE DIRECTED BY THE ENGINEER. ON ROADWAYS WITH POSTED REGULATORY SPEED LIMITS OF 35 MPH OR LESS, INSTALL THE TRAFFIC CONTROL DEVICES AT SPACING INTERVALS OF 25 FEET. ON ROADWAYS WITH POSTED REGULATORY SPEED LIMITS OF 40 MPH OR GREATER, INSTALL THE TRAFFIC CONTROL DEVICES AT SPACING INTERVALS OF 50 FEET. SEE TABLE B.

ADVANCE WARNING ARROW PANEL -

1. DURING FLAGGING OPERATIONS, AN ADVANCE WARNING ARROW PANEL SHALL OPERATE IN THE "FOUR CORNERS" CAUTION MODE WHEN LOCATED WITHIN OR IN BETWEEN THE LIMITS OF THE ADVANCE WARNING SIGN ARRAYS SPECIFIC TO A FLAGGING OPERATION. OPERATION OF AN ADVANCE WARNING ARROW PANEL IN AN ARROW, CHEVRON OR ANY OTHER TYPE OF CAUTION MODE OTHER THAN THE "FOUR CORNERS" CAUTION MODE WHEN LOCATED WITHIN OR IN BETWEEN THE LIMITS OF THE ADVANCE WARNING SIGN ARRAYS AS SPECIFIED HEREINBEFORE IS PROHIBITED.

2. ALL ADVANCE WARNING ARROW PANELS SHALL COMPLY WITH THE STANDARD SPECIFICATIONS FOR HIGHWAY CONSTRUCTION, LATEST EDITION. THE SPECIFIC LOCATION OF AN ADVANCE WARNING ARROW PANEL MAY REQUIRE ADJUSTMENTS DUE TO HORIZONTAL AND/OR VERTICAL ALIGNMENT OR OTHER SIGHT DISTANCE RESTRICTIONS.

TRUCK MOUNTED ATTENUATOR -

1. A TRUCK MOUNTED ATTENUATOR IS OPTIONAL. UTILIZATION OF A TRUCK MOUNTED ATTENUATOR SHOULD BE CONSIDERED WHEN THE MINIMUM DISTANCE REQUIREMENTS FOR THE "BUFFER SPACE" ARE UNAVAILABLE DUE TO FIELD CONDITIONS. HOWEVER, A TRAILER MOUNTED ADVANCE WARNING ARROW PANEL MAY BE UTILIZED IN PLACE OF A TRUCK MOUNTED ATTENUATOR DURING TRAFFIC CONTROL SETUPS FOR WORK ACTIVITIES SUCH AS ASPHALT CONCRETE PLACEMENT OPERATIONS WHEN APPROVED BY THE ENGINEER.

2. WHEN UTILIZING A TRUCK MOUNTED ATTENUATOR, ENSURE THE TRUCK HAS THE CORRECT GROSS VEHICULAR WEIGHT (GVW) REQUIRED FOR THE TYPE OF TRUCK MOUNTED ATTENUATOR BEING UTILIZED. A DIRECT TRUCK MOUNTED TRUCK MOUNTED ATTENUATOR, A UNIT MOUNTED AND ATTACHED TO BRACKETS OR SIMILAR DEVICES CONNECTED TO THE FRAME OF THE TRUCK, REQUIRES A TRUCK WITH A MINIMUM GVW OF 15,000 POUNDS (ACTUAL WEIGHT) UNLESS OTHERWISE DIRECTED BY THE DEPARTMENT. A TRAILER TOWED TRUCK MOUNTED ATTENUATOR, A TRAILER TYPE UNIT TOWED FROM BEHIND AND ATTACHED TO THE FRAME OF THE TRUCK VIA A PINTLE HOOK / HITCH, REQUIRES A TRUCK WITH A MINIMUM GVW OF 10,000 POUNDS (ACTUAL WEIGHT) UNLESS OTHERWISE DIRECTED BY THE DEPARTMENT. IF THE ADDITION OF SUPPLEMENTAL WEIGHT TO THE VEHICLE AS BALLAST IS NECESSARY, CONTAIN THE MATERIAL WITHIN A STRUCTURE CONSTRUCTED OF STEEL. CONSTRUCT THIS STEEL STRUCTURE TO HAVE A MINIMUM OF FOUR (4) SIDES AND A BOTTOM. A TOP IS OPTIONAL. BOLT THIS STRUCTURE TO THE FRAME OF THE TRUCK. UTILIZE A SUFFICIENT NUMBER OF FASTENERS FOR ATTACHMENT OF THE STEEL STRUCTURE TO THE FRAME OF THE TRUCK TO ENSURE THE STRUCTURE WILL NOT SEPARATE FROM THE FRAME OF THE TRUCK DURING AN IMPACT UPON THE TRUCK MOUNTED ATTENUATOR. UTILIZE EITHER DRY LOOSE SAND OR STEEL REINFORCED CONCRETE FOR BALLAST MATERIAL WITHIN THE STEEL STRUCTURE TO ACHIEVE THE NECESSARY WEIGHT. THE BALLAST MATERIAL SHALL REMAIN CONTAINED WITHIN THE CONFINES OF THE STEEL STRUCTURE IN ITS ENTIRETY AND SHALL NOT PROTRUDE FROM THE STEEL STRUCTURE IN ANY MANNER.

3. LOCATE THE TRUCK MOUNTED ATTENUATOR APPROXIMATELY 100 FEET IN ADVANCE OF THE "WORK ACTIVITY AREA" UNLESS OTHERWISE DIRECTED BY THE ENGINEER.

4. PROVIDE, INSTALL AND MAINTAIN THE TRUCK MOUNTED ATTENUATOR AS SPECIFIED BY THE STANDARD SPECIFICATIONS AND AS DIRECTED BY THE ENGINEER.

GENERAL -

1. CONDUCT THE WORK IN SUCH A MANNER SO AS NOT TO ENCROACH ONTO THE ADJACENT TRAVEL LANE OPEN TO TRAFFIC. INSTALL, MAINTAIN AND ADJUST THE TRAFFIC CONTROL DEVICES AS NECESSARY TO ENSURE PROPER DELINEATION OF THE WORK AREA.

2. IF WORK IS BEING CONDUCTED AT TWO DIFFERENT LOCATIONS AT THE SAME TIME, SEPARATE THE TWO LOCATIONS BY NO LESS THAN 2 MILES FROM THE LAST TRAFFIC CONTROL DEVICE IN THE "DOWNSTREAM TAPER" OF THE FIRST LANE CLOSURE TO THE FIRST TRAFFIC CONTROL DEVICE IN THE "APPROACH TAPER" OF THE SECOND LANE CLOSURE ENCOUNTERED BY A MOTORIST UNLESS OTHERWISE DIRECTED BY THE ENGINEER.

3. THE DEPARTMENT RESERVES THE RIGHT TO RESTRICT WORK OPERATIONS AND/OR WITHHOLD THE MONTHLY ESTIMATE IF THE TRAFFIC CONTROL IS NOT PROPERLY INSTALLED AND MAINTAINED AS DIRECTED BY THE STANDARD SPECIFICATIONS, THE SPECIAL PROVISIONS, THE STANDARD DRAWINGS, THE PLANS AND/OR THE ENGINEER.

TABLE A

SIGN PLACEMENT INTERVALS	
SPEED LIMIT	*
≤ 35 MPH LOW SPEED	200
40 - 50 MPH INTERMEDIATE SPEED	350
55 MPH HIGH SPEED	500

* REGULATORY POSTED SPEED LIMIT PRIOR TO BEGINNING WORK

TABLE B

TRAFFIC CONTROL DEVICE SPACING INTERVALS WORK ACTIVITY / BUFFER SPACE AREAS	
SPEED LIMIT	SPACING INTERVALS
≤ 35 MPH	25 FEET
40 - 55 MPH	50 FEET

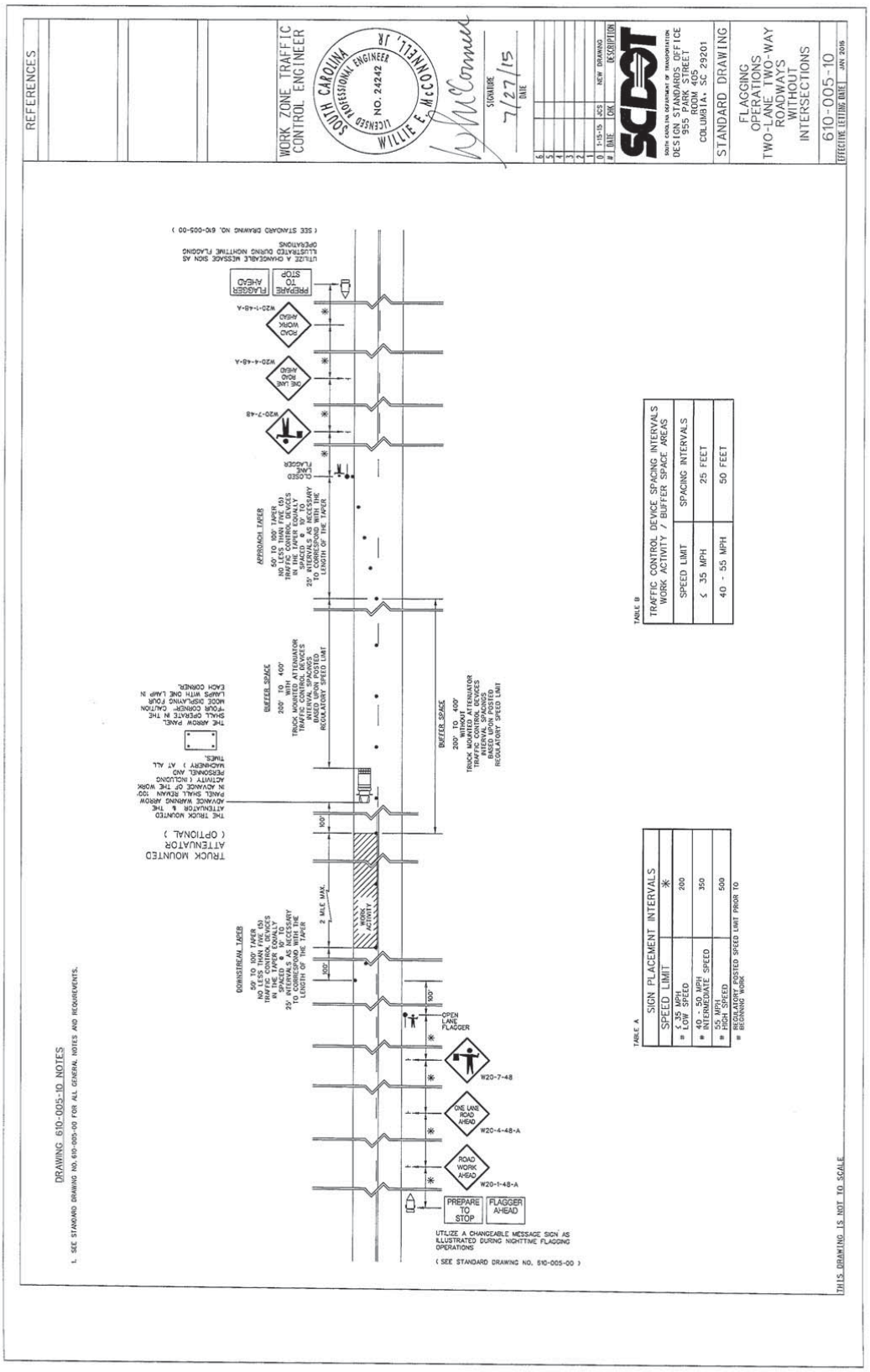
REFERENCES
WORK ZONE TRAFFIC CONTROL ENGINEER
SOUTH CAROLINA PROFESSIONAL ENGINEER
LICENSED
NO. 24242
WILLIE E. McCONNELL, JR.
SIGNATURE
7/27/15
DATE
NEW DRAWING
DESCRIPTION
SCDOT
SOUTH CAROLINA DEPARTMENT OF TRANSPORTATION
DESIGN STANDARDS OFFICE
955 PARK STREET
POST OFFICE BOX 191
COLUMBIA, SC 29201
STANDARD DRAWING
FLAGGING OPERATIONS TWO-LANE TWO-WAY ROADWAYS WITHOUT INTERSECTIONS
610-005-10
EFFECTIVE LETTING DATE: JAN 2016
DRAWING 610-005-10 NOTES:
1. SEE STANDARD DRAWING NO. 610-005-00 FOR ALL GENERAL NOTES AND REQUIREMENTS.
TABLE A
SIGN PLACEMENT INTERVALS
SPEED LIMIT
≤ 35 MPH = LOW SPEED
40 - 50 MPH = INTERMEDIATE SPEED
55 MPH = HIGH SPEED
*
200
350
500
REGULATORY POSTED SPEED LIMIT PRIOR TO BEGINNING WORK
TABLE B
TRAFFIC CONTROL DEVICE SPACING INTERVALS
WORK ACTIVITY / BUFFER SPACE AREAS
SPEED LIMIT
SPACING INTERVALS
≤ 35 MPH
25 FEET
40 - 55 MPH
50 FEET
TRUCK MOUNTED ATTENUATOR (OPTIONAL)
THE TRUCK MOUNTED ATTENUATOR & THE ADVANCE WARNING ARROW PANEL SHALL REMAIN 100' IN ADVANCE OF THE WORK ACTIVITY (INCLUDING PERSONNEL AND MACHINERY) AT ALL TIMES.
THE ARROW PANEL SHALL OPERATE IN THE MODE DISPLAYING FOUR (4) AMBER LAMPS WITH ONE LAMP IN EACH CORNER.
BUFFER SPACE 200' TO 400' WITH TRUCK MOUNTED ATTENUATOR TRAFFIC CONTROL DEVICES AT INTERVAL SPACINGS BASED UPON POSTED REGULATORY SPEED LIMIT
BUFFER SPACE 200' TO 400' WITHOUT TRUCK MOUNTED ATTENUATOR TRAFFIC CONTROL DEVICES AT INTERVAL SPACINGS BASED UPON POSTED REGULATORY SPEED LIMIT
APPROACH TAPER 50' TO 100' TAPER NOT LESS THAN (50) TRAFFIC CONTROL DEVICES AT 10' TO 25' SPACED AT 50' TO 25' INTERVALS AS NECESSARY TO CONFORM TO THE LENGTH OF THE TAPER
CLOSED LANE
W20-7-48
ONE LANE ROAD AHEAD
W20-4-48-A
ROAD WORK AHEAD
W20-1-48-A
PREPARE TO STOP
FLAGGER AHEAD
UTILIZE A CHANGEABLE MESSAGE SIGN AS ILLUSTRATED DURING NIGHTTIME FLAGGING OPERATIONS
(SEE STANDARD DRAWING NO. 610-005-00)
2 MILE MAX.
WORK ACTIVITY
100'
OPEN LANE FLAGGER
DOWNSTREAM TAPER 50' TO 100' TAPER NOT LESS THAN (50) TRAFFIC CONTROL DEVICES IN THE TAPER EQUALLY SPACED AT 10' TO 25' INTERVALS AS NECESSARY TO CONFORM TO THE LENGTH OF THE TAPER
THIS DRAWING IS NOT TO SCALE

PROJECT LOCATION MAPS

1 - COUNTY MAP
2 - BLACKSTOCK PARK

FAIRFIELD COUNTY
South Carolina

1776 Overlook Road
H E S T E R
C O U
To Chester
BLACKSTOCK
Woodward
Little Creek
Bell Creek
Big Wateree Creek
Weir Spring Br
Hill Creek
Comp Branch
Williams Creek
Wall Creek
S-558
S-16
S-309
S-130
S-906
S-58
S-144
S-143
22
214
25
512
321
32
94
130
90
28
340

SIGNS

Welcome to Blackstock Mini Park
• NO ALCHOHOL ALLOWED ON PREMISES
• NO LITTERING
• NO PETS ALLOWED
• NO LOUD OR ABUSIVE LANGUAGE
• SPEED LIMIT 5 MPH. WATCH FOR CHILDREN PLAYING
• NO CAMPING
• NO OPEN FIRES
• PARK HOURS – SUNRISE TO SUNSET
• FCPR IS NOT RESPONSIBLE FOR DAMAGED OR STOLEN ITEMS
• MOTORIZED VEHICLES RESTRICTED TO PARKING AREA ONLY
• ALL PARK RULES WILL BE STRICTLY ENFORCED
• NO ADMISSION REQUIRED AT ANY TIME
THIS PARK IS UNDER THE JURISDICTION OF FAIRFIELD COUNTY SHERIFF'S OFFICE. VIOLATORS WILL BE FINED.
1776 OVEROOK ROAD
PARKS & RECREATION
Fairfield County
FAIRFIELD COUNTY SOUTH CAROLINA 1785

PLANS

Separate Set Available Upon Request

PROPOSED PLANS
FOR FAIRFIELD COUNTY
BLACKSTOCK MINI - PARK

JOB SITE

LAYOUT
NOT TO SCALE

FAIRFIELD COUNTY

NOTE: THESE PLANS ARE FOR GRADING, DRAINAGE, EROSION CONTROL AND PERMITTING ONLY. ANY DESIGN AND/OR CONSTRUCTION RELATED TO THE BUILDING AND CONCRETE PADS AT BUILDING IS TO BE DONE BY OTHERS

INDEX OF SHEETS

SHEET NO	DESCRIPTION	SHEET SUB-TOTALS
1	TITLE SHEET	1
3-3C	DETAILS	4
5	STAKING PLAN	1
5A	SIGHT DISTANCE PLAN	1
6A, 7A	INTERMEDIATE PLAN	2
6B, 7B	PROPOSED LAYOUT	2
EC1	EROSION CONTROL NOTES	1
EC2-EC8	EROSION CONTROL DETAILS	7
	TOTAL	19

SHEET TOTAL NO. SHEETS
1 19

APPROVED FOR CONSTRUCTION:

FAIRFIELD COUNTY ADMINISTRATOR — Date

NPDES PLANNED DISTURBANCE

DISTURBED AREA = 1.00 ACRES
PERMITTED AREA = 3.00 ACRES

APPROXIMATE LOCATION OF ROADWAY IS

BEGIN
LATITUDE 34° 33' 18" N
LONGITUDE 80° 39' 50" W

END
LATITUDE 34° 33' 18" N
LONGITUDE 80° 39' 50" W

Hydraulic and NPDES Design provided by:
INFRASTRUCTURE
CONSULTING & ENGINEERING
Designs may be obtained from Fairfield County

ENGINEER OF RECORD

FOR CONSTRUCTION: _____ DATE

CONSULTING ENGINEERING FIRM

INFRASTRUCTURE
CONSULTING & ENGINEERING

811
S. CAROLINA LAW REQUIRES NOTIFICATION OF EXCAVATION OR DEMOLITION WORK TO BE GIVEN TO UTILITIES MARKING SERVICE AT LEAST 48 BUT NOT MORE THAN 10 WORKING DAYS BEFORE COMMENCEMENT OF WORK. CALL 811 OR 1-800-922-0983 OR 1-811 FOR MARKING OF UNDERGROUND UTILITIES. SC 811 IS NOT RESPONSIBLE FOR LOCATING PRIVATELY OWNED UTILITIES.

3 LAWS BEFORE DIGGING IN SOUTH CAROLINA
CALL 811
SOUTH CAROLINA 811 (SC811)
WWW.SC811.COM
ALL UTILITIES MARKING SERVICE MEMBERS OF SC811

RAILROAD INVOLVEMENT
YES (NO)

NO.	BY	DATE	DESCRIPTION
1			
2			
3			
4			
5			
6			
7			

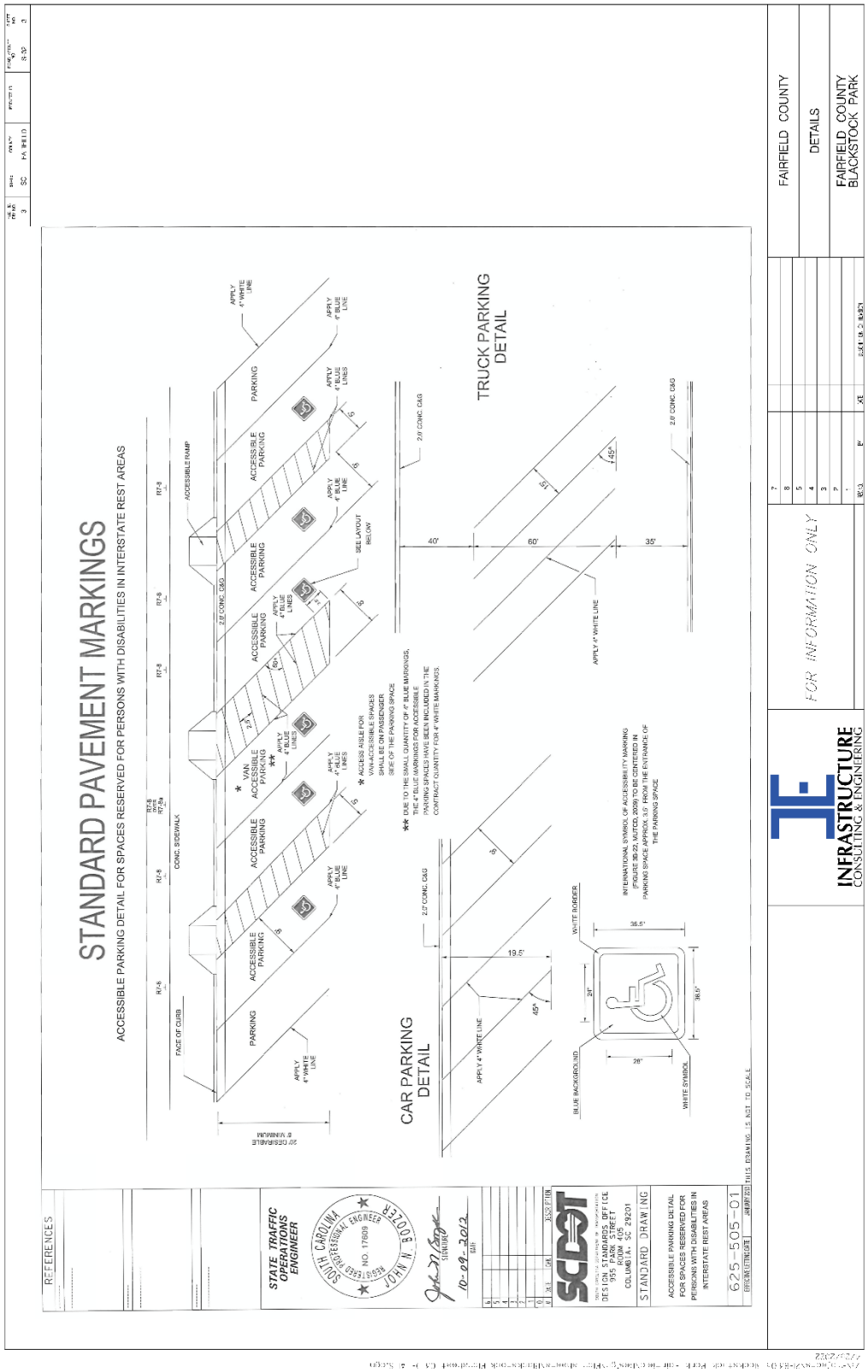
STANDARD PAVEMENT MARKINGS
ACCESSIBLE PARKING DETAIL FOR SPACES RESERVED FOR PERSONS WITH DISABILITIES IN INTERSTATE REST AREAS
CAR PARKING DETAIL
TRUCK PARKING DETAIL
FOR INFORMATION ONLY
INFRASTRUCTURE CONSULTING & ENGINEERING
FAIRFIELD COUNTY
DETAILS
FAIRFIELD COUNTY BLACKSTOCK PARK
STATE TRAFFIC OPERATIONS ENGINEER
SOUTH CAROLINA REGISTERED PROFESSIONAL ENGINEER NO. 17609 JOHN N. MAJOR
10-09-2012
SCDOT
DESIGN STANDARDS OFFICE
955 PARK STREET
COLUMBIA, SC 29201
STANDARD DRAWING
ACCESSIBLE PARKING DETAIL FOR SPACES RESERVED FOR PERSONS WITH DISABILITIES IN INTERSTATE REST AREAS
625-505-01
REFERENCES

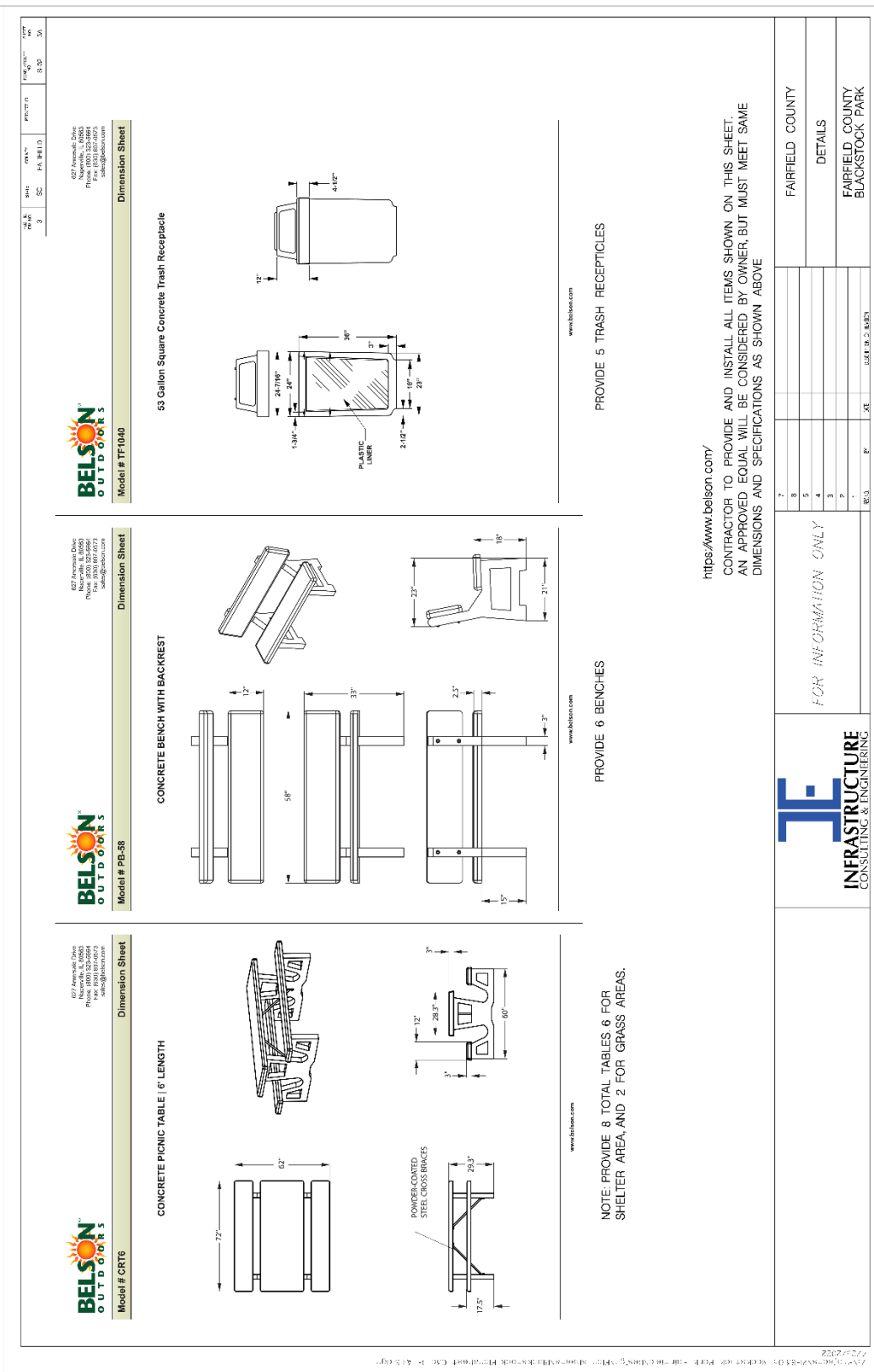
BELSON OUTDOORS
Model # CRT6
Dimension Sheet
CONCRETE PICNIC TABLE | 6' LENGTH
72"
62"
POWDER-COATED STEEL CROSS BRACES
29.3"
17.5"
12"
28.3"
60"
3"
www.belson.com
NOTE: PROVIDE 8 TOTAL TABLES, 6 FOR SHELTER AREA, AND 2 FOR GRASS AREAS.
BELSON OUTDOORS
Model # PB-58
Dimension Sheet
CONCRETE BENCH WITH BACKREST
12"
58"
33"
2.5"
3"
15"
23"
18"
21"
www.belson.com
PROVIDE 6 BENCHES
BELSON OUTDOORS
Model # TF1040
Dimension Sheet
53 Gallon Square Concrete Trash Receptacle
12"
4-1/2"
24-7/16"
24"
1-3/4"
PLASTIC LINER
38"
3"
18"
23"
2-1/2"
www.belson.com
PROVIDE 5 TRASH RECEPTICLES
https://www.belson.com/
CONTRACTOR TO PROVIDE AND INSTALL ALL ITEMS SHOWN ON THIS SHEET, AN APPROVED EQUAL WILL BE CONSIDERED BY OWNER, BUT MUST MEET SAME DIMENSIONS AND SPECIFICATIONS AS SHOWN ABOVE
INFRASTRUCTURE CONSULTING & ENGINEERING
FOR INFORMATION ONLY
FAIRFIELD COUNTY
DETAILS
FAIRFIELD COUNTY BLACKSTOCK PARK

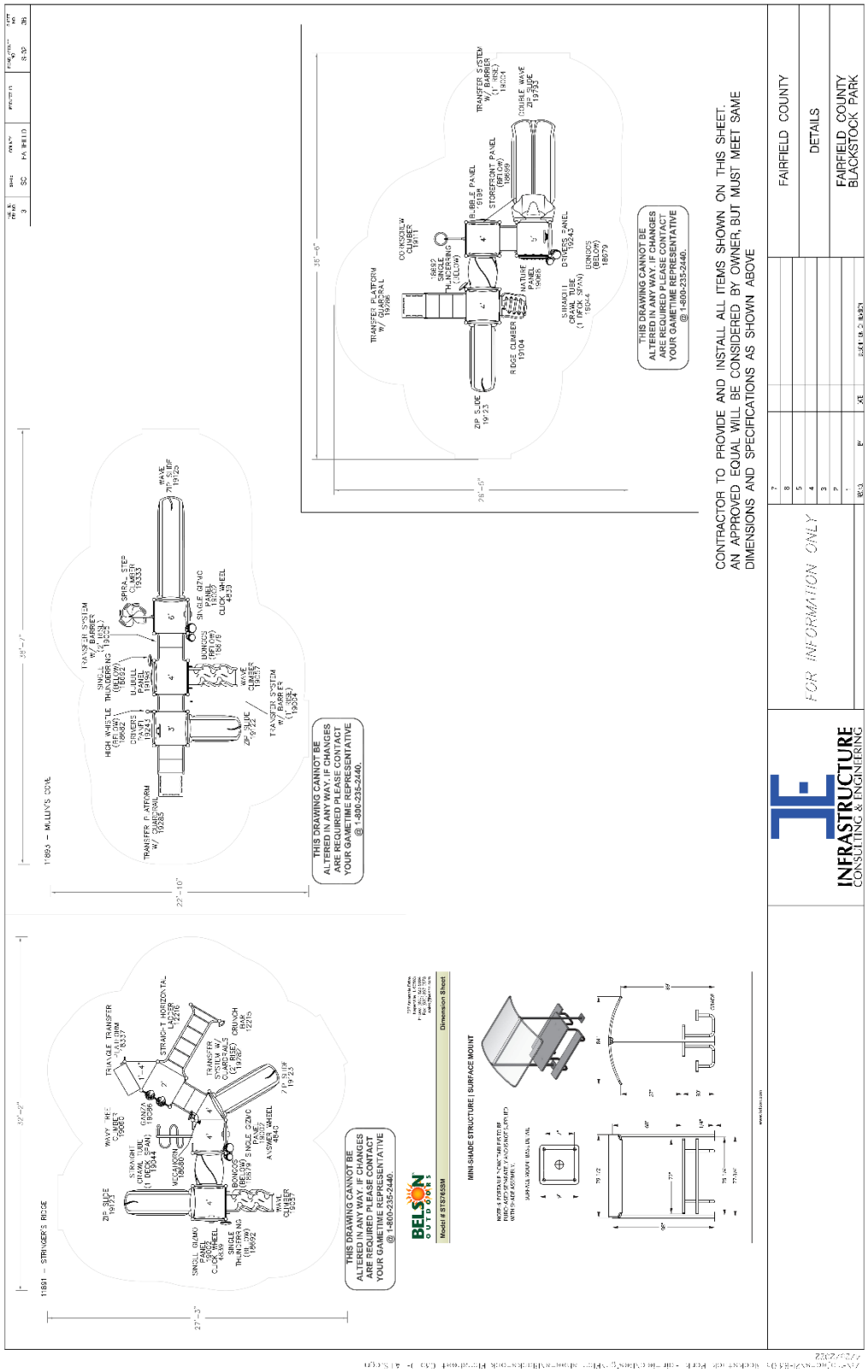
11691 – STINGER'S RIDGE
11693 – MOLLY'S COVE
THIS DRAWING CANNOT BE ALTERED IN ANY WAY. IF CHANGES ARE REQUIRED PLEASE CONTACT YOUR GAMETIME REPRESENTATIVE @ 1-800-235-2440.
CONTRACTOR TO PROVIDE AND INSTALL ALL ITEMS SHOWN ON THIS SHEET. AN APPROVED EQUAL WILL BE CONSIDERED BY OWNER, BUT MUST MEET SAME DIMENSIONS AND SPECIFICATIONS AS SHOWN ABOVE
FOR INFORMATION ONLY
INFRASTRUCTURE CONSULTING & ENGINEERING
FAIRFIELD COUNTY
DETAILS
FAIRFIELD COUNTY BLACKSTOCK PARK
BELSON OUTDOORS
MINI-SHADE STRUCTURE | SURFACE MOUNT

SportsPlay

581-702 5" OD ARCH POST SWING
Installation Guide



PROVIDE 2 SETS OF SWINGS

4

SportsPlay

581-702 5" OD ARCH POST SWING
Installation Guide

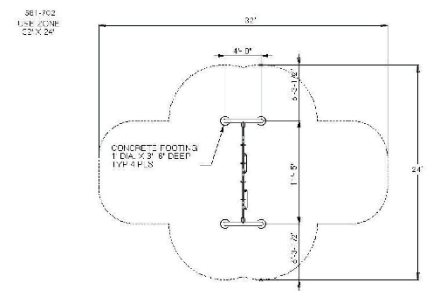

5

SportsPlay

581-702 5" OD ARCH POST SWING
Installation Guide

Important

Please read completely before beginning installation.

This equipment has been designed for safety as well as challenge and fun. This equipment has been designed to reduce injuries and therefore must be installed "Step by Step" per our Instructions.

The U.S. Consumer Product Safety Commission (CPSC) published a report stating 79% of all playground injuries treated in U.S. Emergency Rooms was the result of a fall. It is critical that you refer to the Protective Surfacing section of these instructions, located on the next page prior to installing your playground. As the owner you are responsible for the safe installation of not only the play equipment, but also the safety of the site.

When your receive your playground

- Identify all parts by comparing them to the part list and component instruction pages.
- Always compare the number of pallets, cartons or other items the BOL has listed with the number actually received. Note the any discrepancies on the BOL.
- Also note any obvious damage to the packing materials, pallets or components on the BOL.
- Equipment should be inventorial and installed within a few days of receipt. The packing materials are meant to protect the equipment during shipping and not for storage. Heat, weather and sunlight can damage the packing materials, which can impact the components. If storage is required you must store the equipment in a controlled environment away from heat, moisture and sunlight. SportsPlay recommends carefully unpacking the unit and taking an inventory before storing the equipment. Care should be taken with all powder coated and thermoplastic-coated parts to prevent damage to the coating.
- You have 30 days from receipt of your equipment to file a claim for missing or damaged parts.

Before you begin

Review your playground footing and top view drawings to ensure your site is large enough. These guidelines are available from the CPSC (contact information for the CPSC is located on the next page).

- Read through the entire instruction booklet before beginning the actual installation.
- Before you begin preparing the site or digging any holes you must first contact you local utility companies so they can visit the site and mark all of the buried utilities. In the U.S. you may call 811 and your call will be routed to your local utility center.
- This equipment was designed to install on a clear and level site. There should be no more than 3" of grade variations in a 10' span.
- Footing layout is the first critical step once the installation begins. Mark all holes using the footing diagram. Prior to digging holes compare the measurements from the footing diagram to the actual site markings to ensure accuracy. Then check it against (Footing info is located on pg 16 in this guide)
- Our posts are manufactured to accommodate 12" of protective surfacing.
- Evaluate the site for drainage. To ensure good drainage around the equipment consult a local professional.
- Do not leave the jobsite un-attended during installation unless all access points to the play area are secure, all bolts and fasteners are tight and all ground holes are covered.

6

https://www.schooloutfitters.com/

CONTRACTOR TO PROVIDE AND INSTALL ALL ITEMS SHOWN ON THIS SHEET. AN APPROVED EQUAL WILL BE CONSIDERED BY OWNER, BUT MUST MEET SAME DIMENSIONS AND SPECIFICATIONS AS SHOWN ABOVE

BISON SPORTS Heavy-Duty Playground Basketball Hoop w/Backboard

SHEET NO.	SHEET	COUNTY	PROJECT ID	ROAD SYSTEM NO.	SHEET NO.
3	SC	FAIRFIELD		S-32	30

INFRASTRUCTURE CONSULTING & ENGINEERING

FOR INFORMATION ONLY

REVISION	BY	DATE	DESCRIPTION OF REVISION
7			
6			
5			
4			
3			
2			
1			

FAIRFIELD COUNTY

DETAILS

FAIRFIELD COUNTY BLACKSTOCK PARK

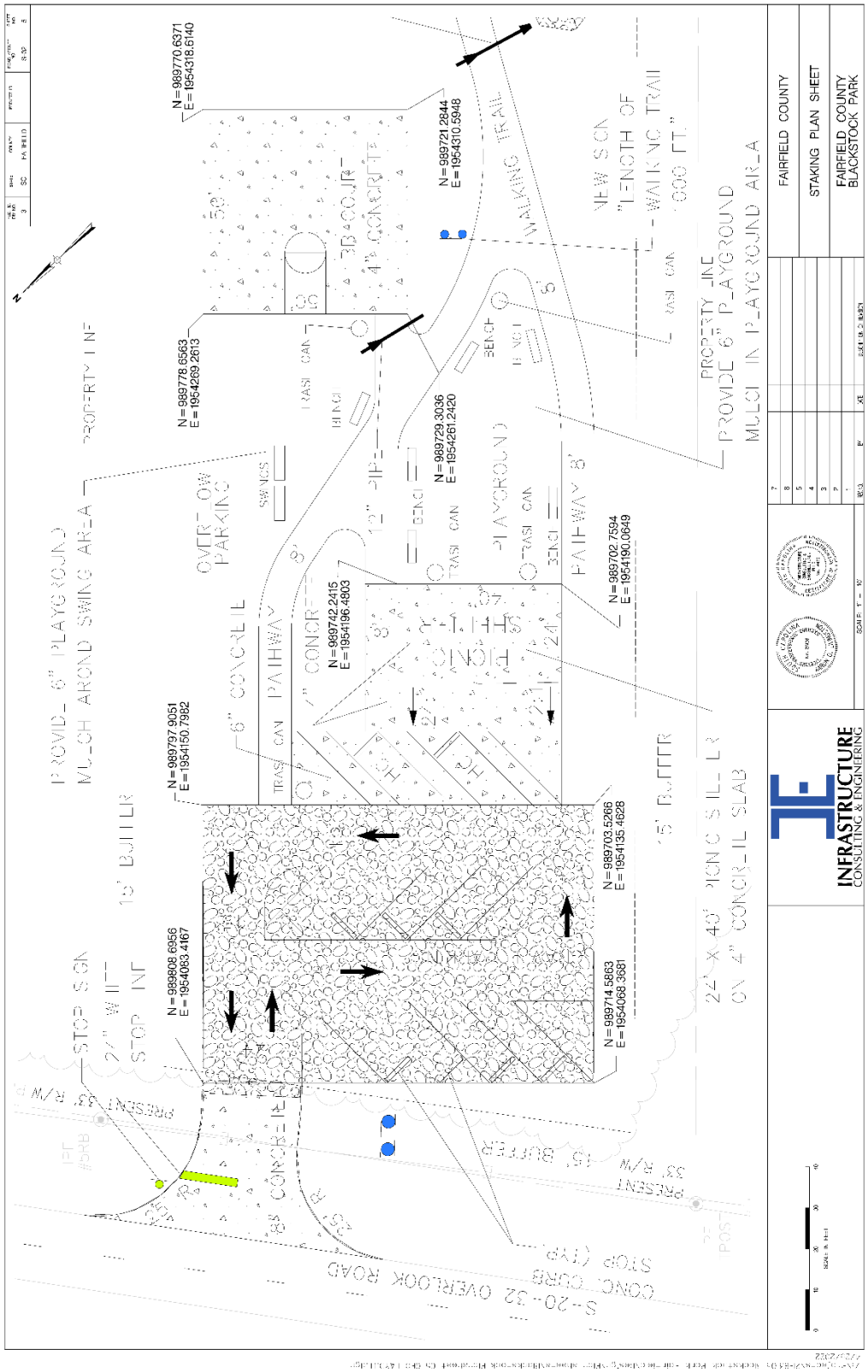
FAIRFIELD COUNTY
STAKING PLAN SHEET
FAIRFIELD COUNTY
BLACKSTOCK PARK
INFRASTRUCTURE
CONSULTING & ENGINEERING
N=989770.6371
E=1954318.6140
N=989721.2844
E=1954310.5948
N=989778.6563
E=1954269.2613
N=989729.3036
E=1954261.2420
N=989702.7594
E=1954190.0649
N=989742.2415
E=1954196.4803
N=989797.9051
E=1954150.7982
N=989703.5266
E=1954135.4628
N=989808.6956
E=1954083.4167
N=989714.5863
E=1954068.3681
WALKING TRAIL
PROPERTY LINE
PROVIDE 6" PLAYGROUND
MULCH IN PLAYGROUND AREA
OVERFLOW PARKING
PLAYGROUND
PATHWAY 8'
6" CONCRETE
15' BUFFER
24' X 40' PICNIC SHELTER
ON 4" CONCRETE SLAB
STOP SIGN
S-20-32 OVERLOOK ROAD
CONC. CURB
STOP (TYP)
PRESENT 33' R/W

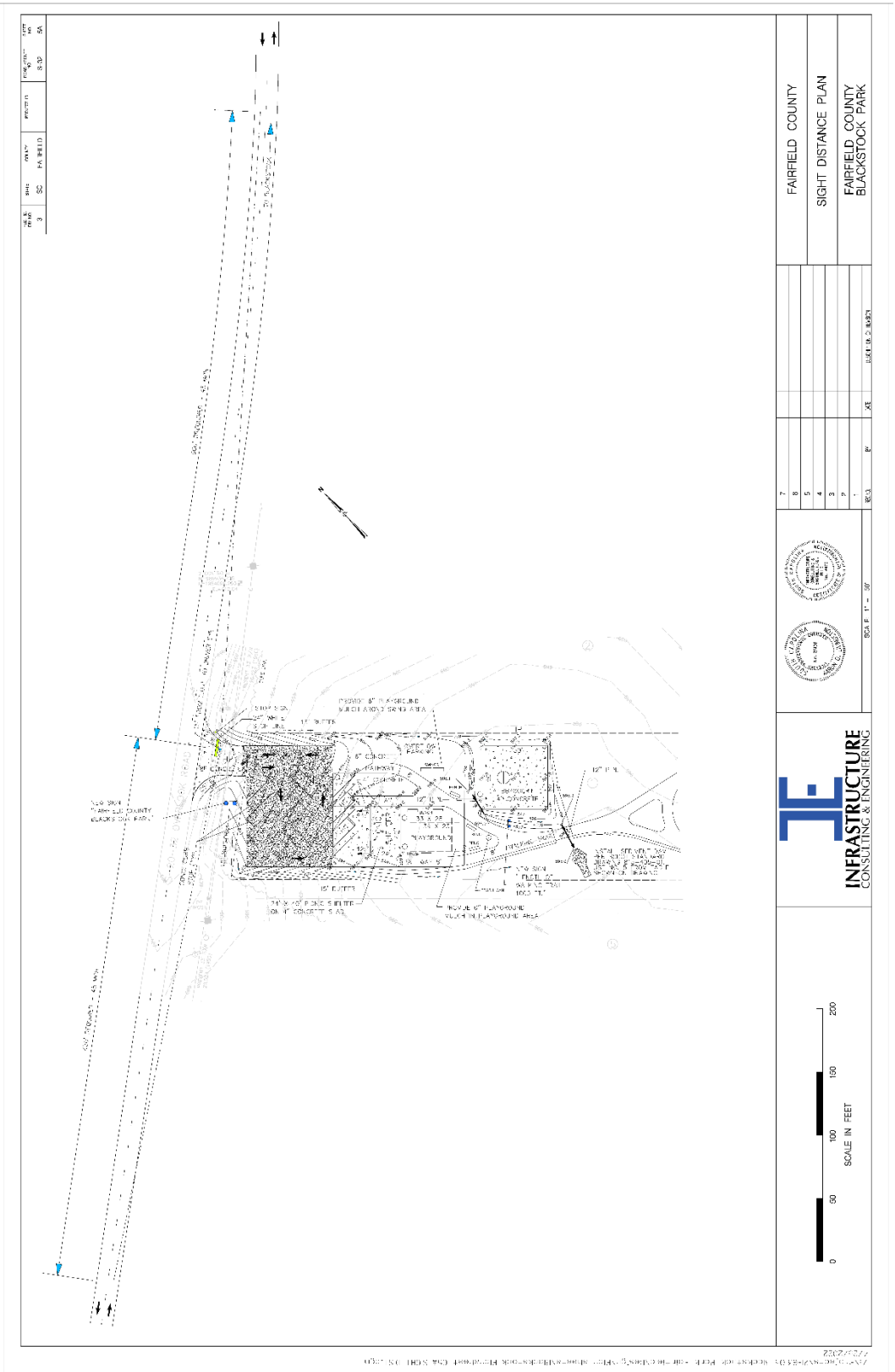
FAIRFIELD COUNTY
SIGHT DISTANCE PLAN
FAIRFIELD COUNTY
BLACKSTOCK PARK
INFRASTRUCTURE
CONSULTING & ENGINEERING
SCALE IN FEET
0
50
100
150
200

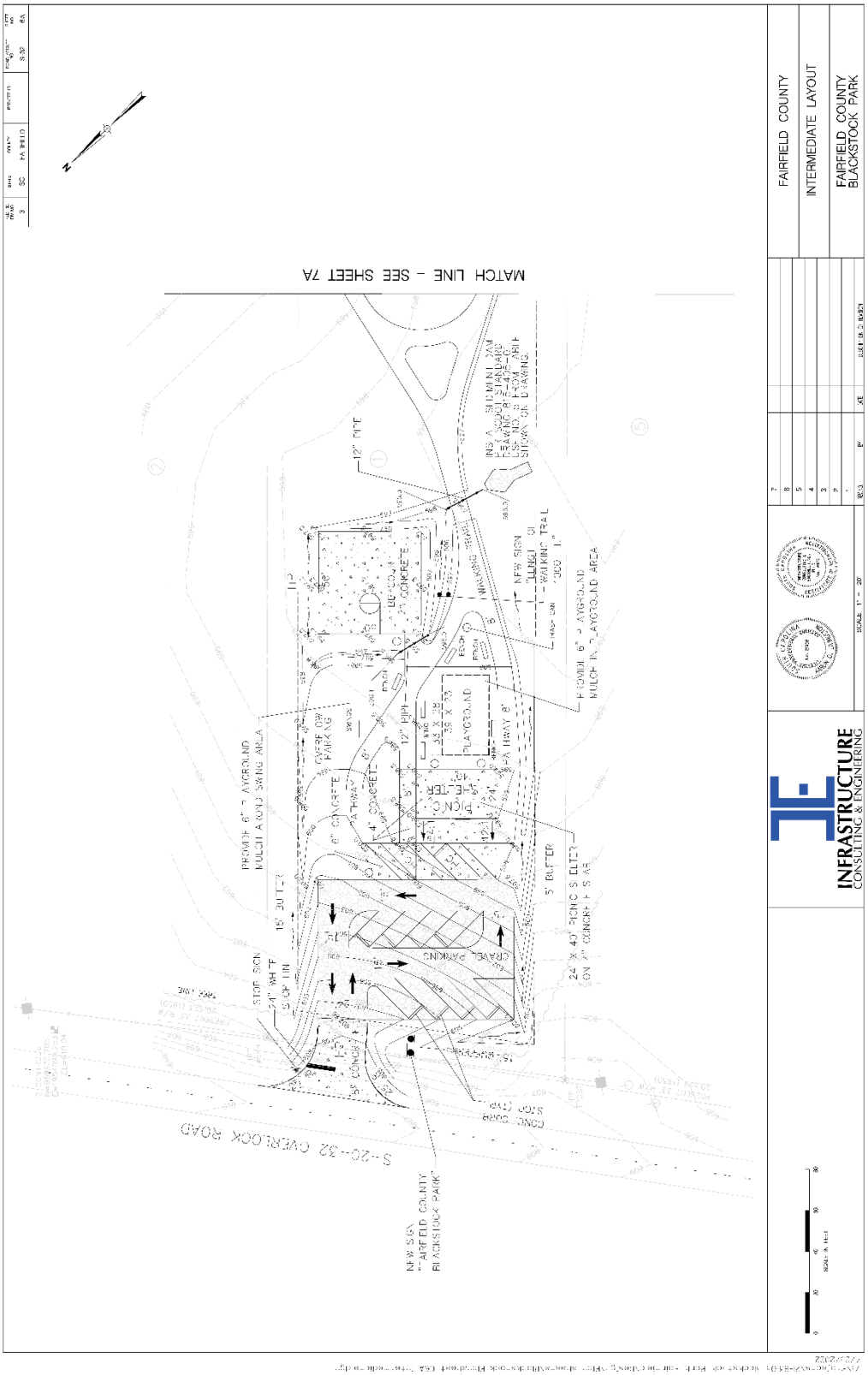
FAIRFIELD COUNTY
INTERMEDIATE LAYOUT
FAIRFIELD COUNTY
BLACKSTOCK PARK
MATCH LINE - SEE SHEET 7A
S-20-32 OVERLOOK ROAD
INFRASTRUCTURE
CONSULTING & ENGINEERING


FAIRFIELD COUNTY
PLAN SHEET
FAIRFIELD COUNTY
BLACKSTOCK PARK
INFRASTRUCTURE
CONSULTING & ENGINEERING
TOTAL DISTURBED AREA = 1.00 ACRES
DRIVE PROFILE
PROPOSED GRADE
EXIST. GROUND
PRESENT ROW
8" CONC.
MATCH LINE - SEE SHEET 7
CONCRETE DRIVE DETAIL
NOTE: THESE PLANS ARE FOR GRADING, DRAINAGE, EROSION CONTROL AND PERMITTING ONLY. ANY DESIGN AND/OR CONSTRUCTION RELATED TO THE BUILDING AND CONCRETE PADS AT BUILDING IS TO BE DONE BY OTHERS
ENGINEERS STATEMENT:

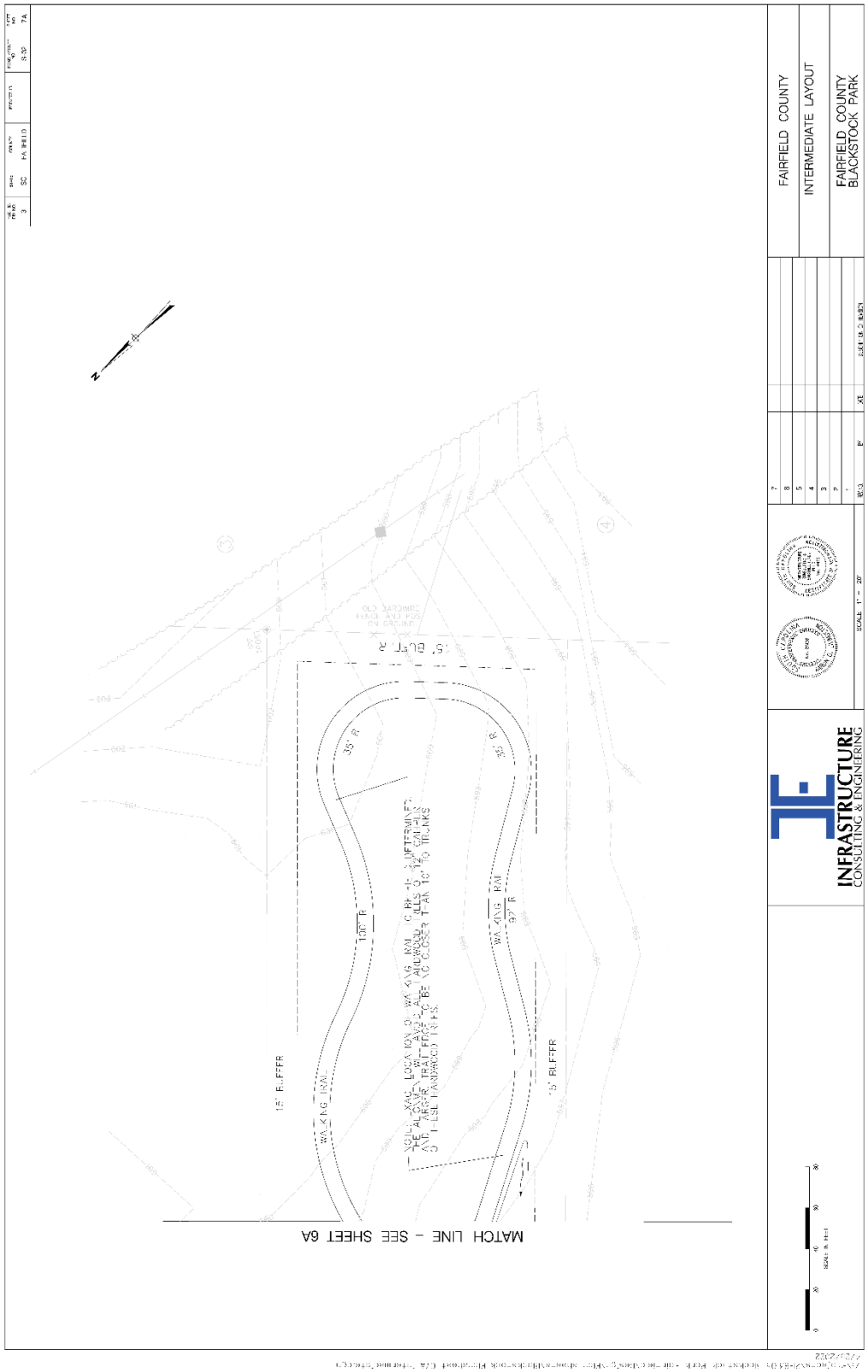
FAIRFIELD COUNTY
INTERMEDIATE LAYOUT
FAIRFIELD COUNTY
BLACKSTOCK PARK
INFRASTRUCTURE
CONSULTING & ENGINEERING
MATCH LINE - SEE SHEET 6A
15' BUFFER
WALKING TRAIL
35' R
100' R
97' R

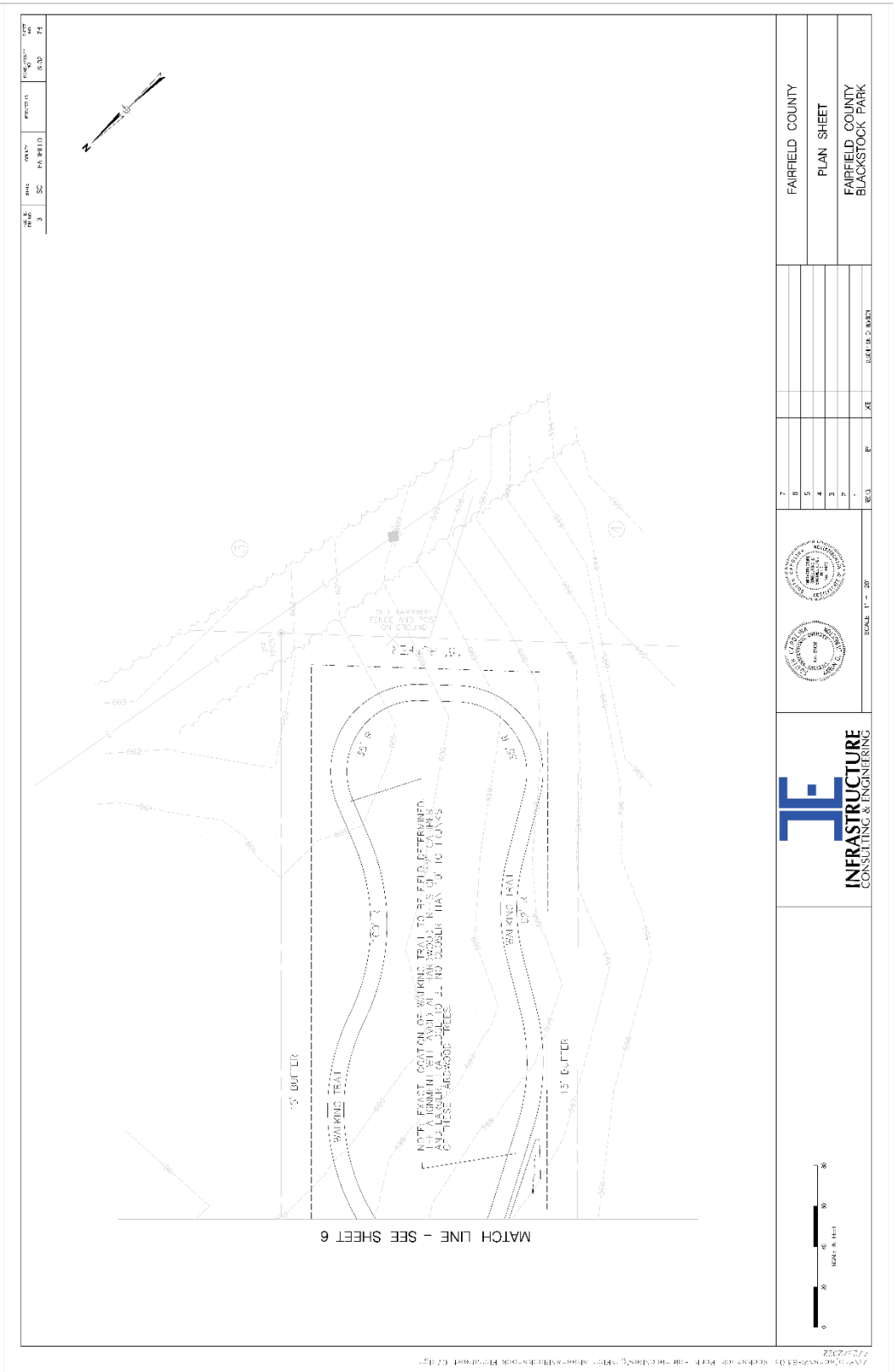
FAIRFIELD COUNTY
PLAN SHEET
FAIRFIELD COUNTY
BLACKSTOCK PARK
INFRASTRUCTURE
CONSULTING & ENGINEERING
MATCH LINE - SEE SHEET 6
WALKING TRAIL
15' BUFFER
5' BUFFER

EROSION CONTROL NOTES

SCDHEC STANDARD NOTES

SEQUENCE OF CONSTRUCTION

INFRASTRUCTURE CONSULTING & ENGINEERING

FAIRFIELD COUNTY

EROSION CONTROL NOTES

FAIRFIELD COUNTY
BLACKSTOCK PARK

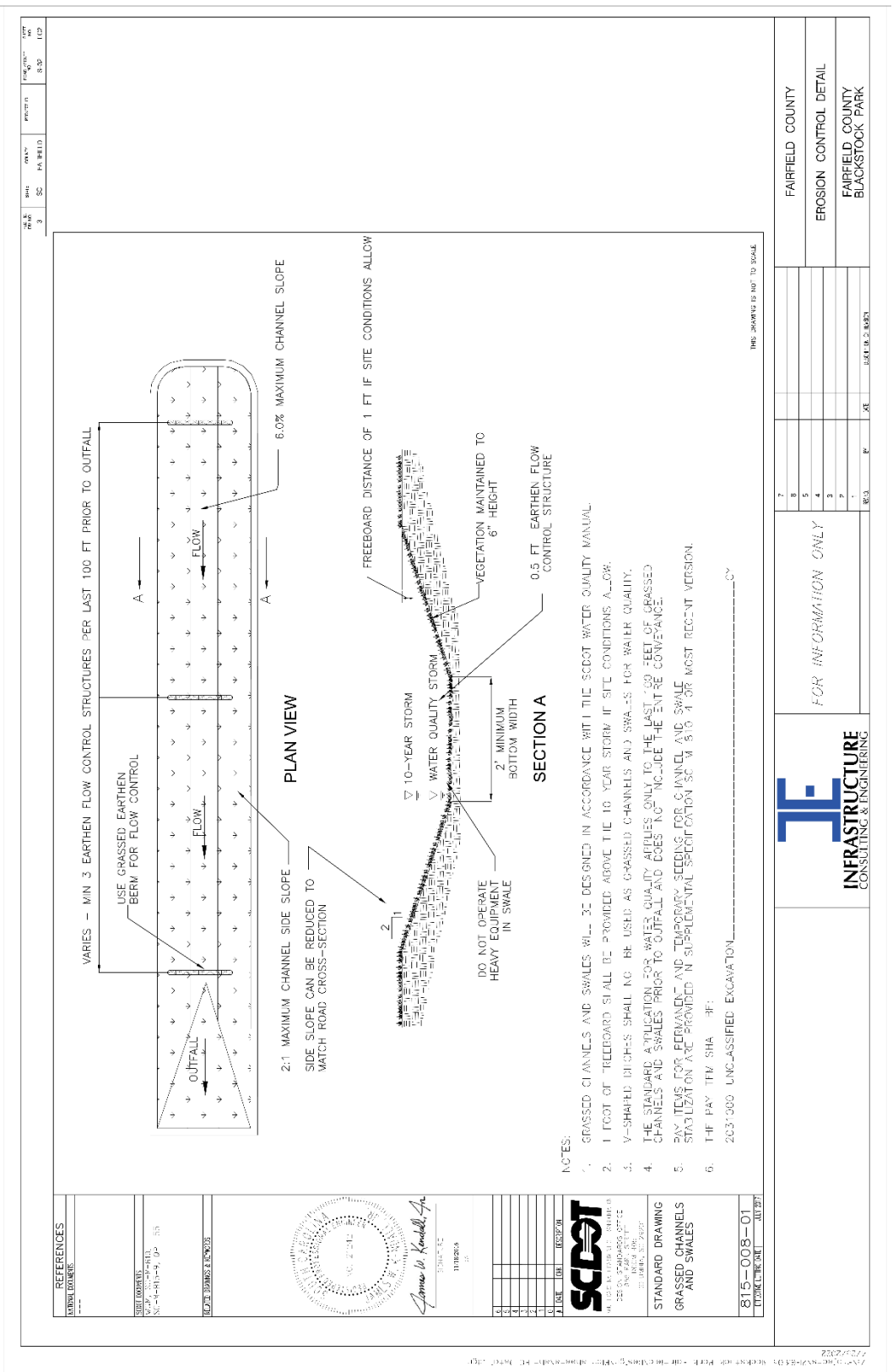
VARIES – MIN 3 EARTHEN FLOW CONTROL STRUCTURES PER LAST 100 FT PRIOR TO OUTFALL
USE GRASSED EARTHEN BERM FOR FLOW CONTROL
OUTFALL
FLOW
6.0% MAXIMUM CHANNEL SLOPE
PLAN VIEW
2:1 MAXIMUM CHANNEL SIDE SLOPE
SIDE SLOPE CAN BE REDUCED TO MATCH ROAD CROSS-SECTION
FREEBOARD DISTANCE OF 1 FT IF SITE CONDITIONS ALLOW
10-YEAR STORM
WATER QUALITY STORM
VEGETATION MAINTAINED TO 6" HEIGHT
0.5 FT EARTHEN FLOW CONTROL STRUCTURE
2' MINIMUM BOTTOM WIDTH
DO NOT OPERATE HEAVY EQUIPMENT IN SWALE
SECTION A
NOTES:
1. GRASSED CHANNELS AND SWALES WILL BE DESIGNED IN ACCORDANCE WITH THE SCDOT WATER QUALITY MANUAL.
2. 1 FOOT OF FREEBOARD SHALL BE PROVIDED ABOVE THE 10 YEAR STORM IF SITE CONDITIONS ALLOW.
3. V-SHAPED DITCHES SHALL NOT BE USED AS GRASSED CHANNELS AND SWALES FOR WATER QUALITY.
4. THE STANDARD APPLICATION FOR WATER QUALITY APPLIES ONLY TO THE LAST 100 FEET OF GRASSED CHANNELS AND SWALES PRIOR TO OUTFALL AND DOES NOT INCLUDE THE ENTRANCE CONVEYANCE.
5. PAY ITEMS FOR PERMANENT AND TEMPORARY SEEDING FOR CHANNEL AND SWALE STABILIZATION ARE PROVIDED IN SUPPLEMENTAL SPECIFICATION SC M 810 OR MOST RECENT VERSION.
6. THE PAY ITEM SHALL BE:
203-1000 UNCLASSIFIED EXCAVATION CY
REFERENCES
STANDARD DRAWING
GRASSED CHANNELS AND SWALES
815-008-01
SCDOT
INFRASTRUCTURE CONSULTING & ENGINEERING
FOR INFORMATION ONLY
FAIRFIELD COUNTY
EROSION CONTROL DETAIL
FAIRFIELD COUNTY BLACKSTOCK PARK

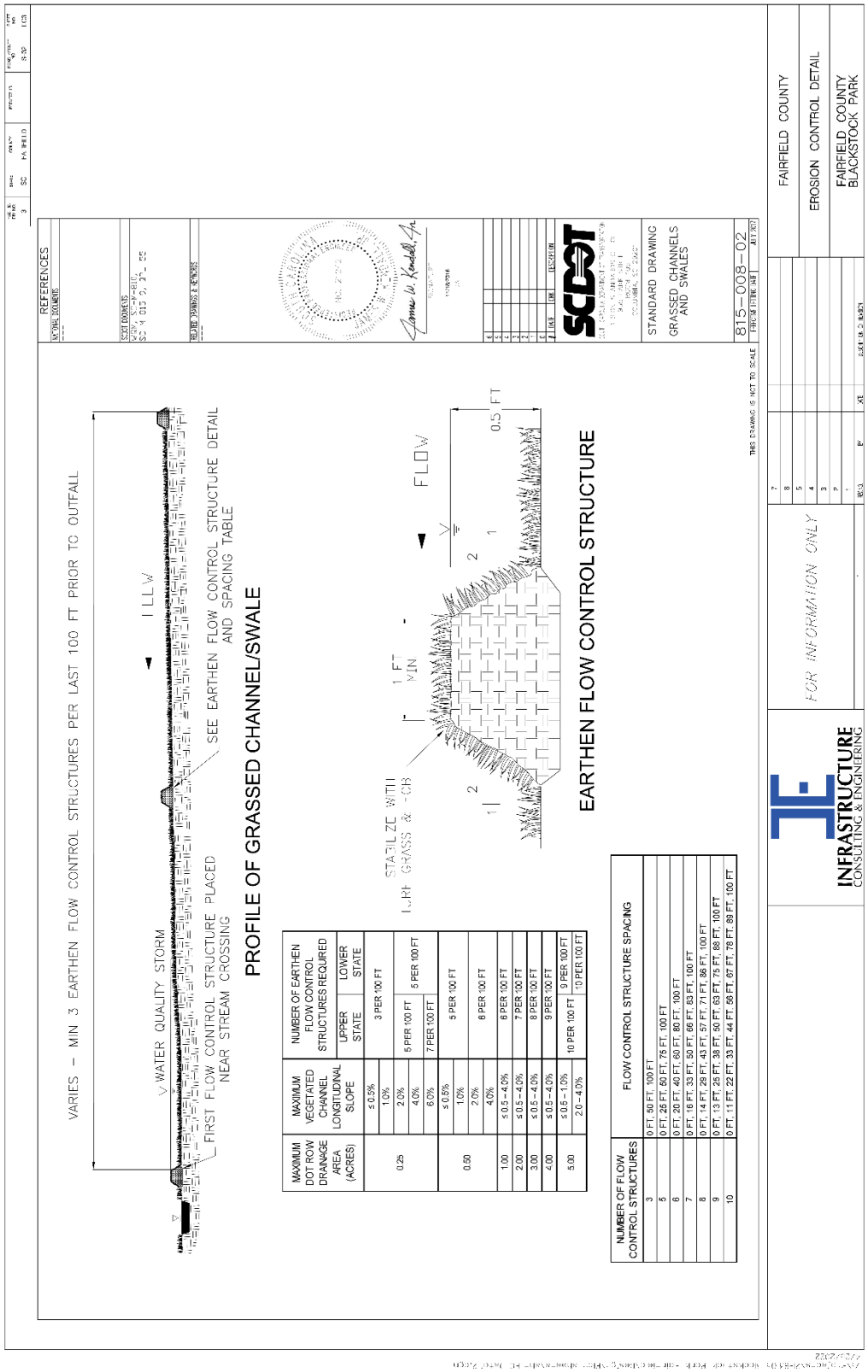
PROFILE OF GRASSED CHANNEL/SWALE
VARIES – MIN 3 EARTHEN FLOW CONTROL STRUCTURES PER LAST 100 FT PRIOR TO OUTFALL
WATER QUALITY STORM
FLOW
FIRST FLOW CONTROL STRUCTURE PLACED NEAR STREAM CROSSING
SEE EARTHEN FLOW CONTROL STRUCTURE DETAIL AND SPACING TABLE
EARTHEN FLOW CONTROL STRUCTURE
STABILIZE WITH TURF GRASS & SOD
1 FT MIN
FLOW
0.5 FT
2
1
2
1
MAXIMUM DOT ROW DRAINAGE AREA (ACRES)
MAXIMUM VEGETATED CHANNEL LONGITUDINAL SLOPE
NUMBER OF EARTHEN FLOW CONTROL STRUCTURES REQUIRED
UPPER STATE
LOWER STATE
0.25
≤ 0.5%
1.0%
2.0%
4.0%
6.0%
3 PER 100 FT
5 PER 100 FT
7 PER 100 FT
9 PER 100 FT
0.50
≤ 0.5%
1.0%
2.0%
4.0%
5 PER 100 FT
6 PER 100 FT
8 PER 100 FT
10 PER 100 FT
1.00
≤ 0.5 – 4.0%
6 PER 100 FT
7 PER 100 FT
2.00
≤ 0.5 – 4.0%
8 PER 100 FT
9 PER 100 FT
3.00
≤ 0.5 – 4.0%
9 PER 100 FT
10 PER 100 FT
4.00
≤ 0.5 – 4.0%
10 PER 100 FT
5.00
≤ 0.5 – 1.0%
2.0 – 4.0%
NUMBER OF FLOW CONTROL STRUCTURES
FLOW CONTROL STRUCTURE SPACING
3
0 FT, 50 FT, 100 FT
5
0 FT, 25 FT, 50 FT, 75 FT, 100 FT
6
0 FT, 20 FT, 40 FT, 60 FT, 80 FT, 100 FT
7
0 FT, 16 FT, 33 FT, 50 FT, 66 FT, 83 FT, 100 FT
8
0 FT, 14 FT, 29 FT, 43 FT, 57 FT, 71 FT, 86 FT, 100 FT
9
0 FT, 13 FT, 25 FT, 38 FT, 50 FT, 63 FT, 75 FT, 88 FT, 100 FT
10
0 FT, 11 FT, 22 FT, 33 FT, 44 FT, 56 FT, 67 FT, 78 FT, 89 FT, 100 FT
REFERENCES
STANDARD DRAWING
GRASSED CHANNELS AND SWALES
815–008–02
FAIRFIELD COUNTY
EROSION CONTROL DETAIL
FAIRFIELD COUNTY BLACKSTOCK PARK
INFRASTRUCTURE CONSULTING & ENGINEERING
FOR INFORMATION ONLY


NOTES:
1. DITCH CHECK SHOULD NEVER BE USED IN LIVE STREAM.
2. DITCH CHECK IS NOT ADEQUATE FOR MORE THAN 2 ACRES OF DRAINAGE.
3. PLACE A CLASS 2 NON-WOVEN GEOTEXTILE FABRIC THAT MEETS THE REQUIREMENTS OF SECTION 804 BENEATH RIPRAP PRIOR TO INSTALLATION OF THE ROCK.
4. RIPRAP SHALL BE CLASS A.
5. RIPRAP MAY BE HAND PLACED OR MECHANICALLY PLACED AND SHAPED.
6. PLACE UNIFORM LAYER OF AGGREGATE NO. 5 OR NO. 57 STONE ON THE UPSTREAM FACE OF DITCH CHECK.
7. SLOPES OF DITCH CHECK SHALL BE NO STEEPER THAN 2:1, BUT MAY BE FLATTENED DUE TO TRAFFIC SAFETY, AS DIRECTED BY THE ENGINEER.
8. HEIGHT OF DITCH CHECK SHALL BE NO MORE THAN 2.0 FEET.
9. DITCH CHECKS SHALL BE INSPECTED EVERY 7 DAYS.
10. REMOVE COLLECTED SEDIMENT IN FRONT OF DITCH CHECK AS DETERMINED BY THE ENGINEER. PAYMENT FOR REMOVAL AND DISPOSAL OF SEDIMENT WILL BE CLEANING SILT BASIN.
11. PAY ITEM SHALL BE:
804-1010 RIPRAP (CLASS A) _____ TON
804-1020 GEOTEXTILE FOR EROSION CONTROL UNDER RIPRAP (CLASS 2) _____ SY
815-4210 CLEANING SILT BASINS _____ CY
815-8410 AGGREGATE NO.5 OR NO.57 FOR EROSION CONTROL _____ TON
DITCH CHECK SPACING
MAXIMUM DITCH CHECK SPACING (FT.)
EXAMPLE
EXAMPLE SLOPE 2.0%
1.0%
1.5%
3.0%
5.0%
6.0%
8.0%
10.0%
DITCH CHECK HEIGHT (FT.)
NOTE: DITCH CHECK INSPECTION REQUIRED 24 HOURS AFTER STORM EVENT
SECTION
DITCH CHECK ELEVATION VIEW
SECTION
DITCH CHECK END VIEW
DETAIL
DITCH CHECK ISOMETRIC VIEW
REFERENCES
NATIONAL DOCUMENTS
SCDOT DOCUMENTS
RELATED DRAWINGS & KEYWORDS
THIS DRAWING IS ONLY VALID FOR CONSTRUCTION WHEN SEALED AND SIGNED BY A PROFESSIONAL ENGINEER REGISTERED IN THE STATE OF SOUTH CAROLINA. CHECK WWW.SCDOT.ORG FOR LATEST UPDATE.
NORTH CAROLINA
REGISTERED
PROFESSIONAL ENGINEER
JAMES W. KENDALL JR.
SEAL
09/30/2016
DATE
SCDOT
STANDARD DRAWING
DITCH CHECK
815-105-00
EFFECTIVE LETTING DATE
MAY, 2017
INFRASTRUCTURE
CONSULTING & ENGINEERING
FOR INFORMATION ONLY
FAIRFIELD COUNTY
EROSION CONTROL DETAIL
FAIRFIELD COUNTY
BLACKSTOCK PARK

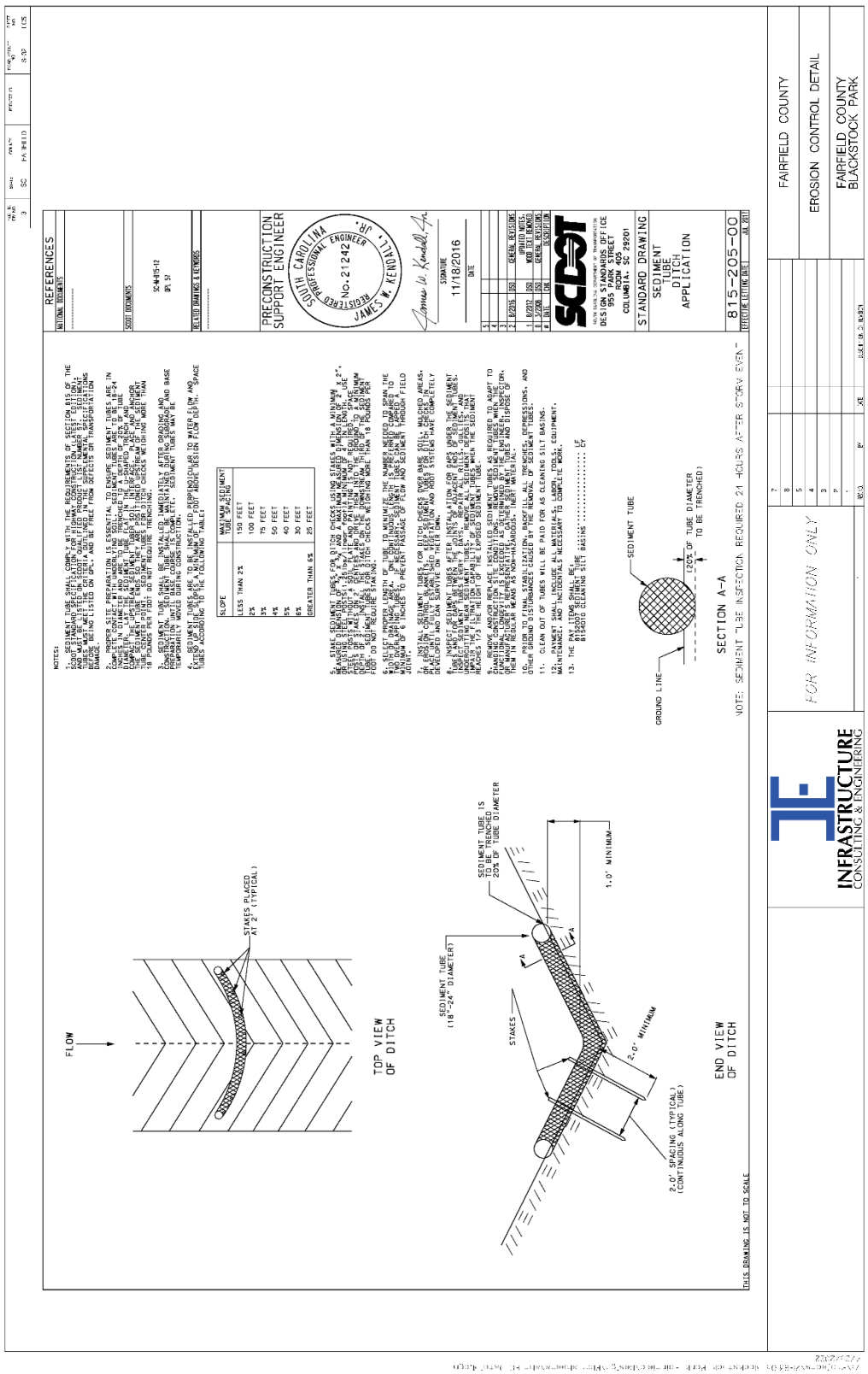
REFERENCES
NATIONAL DOCUMENTS
STANDARD DRAWING
SEDIMENT TUBE DITCH APPLICATION
815-205-00
PRECONSTRUCTION SUPPORT ENGINEER
SOUTH CAROLINA PROFESSIONAL ENGINEER
JAMES W. KENDALL, JR.
REGISTERED No. 21242
11/18/2016
DESIGN STANDARDS OFFICE
955 PARK STREET
COLUMBIA, SC 29201
FLOW
STAKES PLACED AT 2' (TYPICAL)
TOP VIEW OF DITCH
SEDIMENT TUBE (18"-24" DIAMETER)
STAKES
SEDIMENT TUBE IS TO BE TRENCHED 20% OF TUBE DIAMETER
1.0' MINIMUM
2.0' MINIMUM
2.0' SPACING (TYPICAL) (CONTINUOUS ALONG TUBE)
END VIEW OF DITCH
SEDIMENT TUBE
GROUND LINE
20% OF TUBE DIAMETER TO BE TRENCHED
SECTION A-A
NOTE: SEDIMENT TUBE INSPECTION REQUIRED 24 HOURS AFTER STORM EVENT
FOR INFORMATION ONLY
INFRASTRUCTURE CONSULTING & ENGINEERING
FAIRFIELD COUNTY
EROSION CONTROL DETAIL
FAIRFIELD COUNTY BLACKSTOCK PARK


REFERENCES
NATIONAL DOCUMENTS
SCDOT DOCUMENTS
SC-M-815-2, 07-14
RELATED DRAWINGS & KEYWORDS
THIS DRAWING IS ONLY VALID FOR CONSTRUCTION WHEN SEALED AND SIGNED BY A PROFESSIONAL ENGINEER REGISTERED IN THE STATE OF SOUTH CAROLINA. CHECK WITH SCDOT WEBSITE FOR LATEST UPDATE.
SIGNATURE
11/10/2016
DATE
SCDOT
STANDARD DRAWING
TEMPORARY SILT FENCE
815-605-00
FAIRFIELD COUNTY
EROSION CONTROL DETAIL
FAIRFIELD COUNTY BLACKSTOCK PARK
INFRASTRUCTURE CONSULTING & ENGINEERING
FOR INFORMATION ONLY
TABLE 815.605A
SEE 815-605-10 FOR TEMPORARY DIVERSION DIKE
SEE 815-605-20 FOR TEMPORARY SILT DITCH
SEE 815-605-30 FOR ROLLED EROSION CONTROL PRODUCT
12 INCHES OF THE FABRIC SHALL BE BURIED REGARDLESS, IF PLACED PNEUMATICALLY OR WITH A TRENCHER. BOTH METHODS SHOWN BELOW.
DETAIL
TYPICAL POST SPACING
SILT FENCE CHECKS
TRENCH METHOD
PNEUMATIC METHOD
NOT TO SCALE

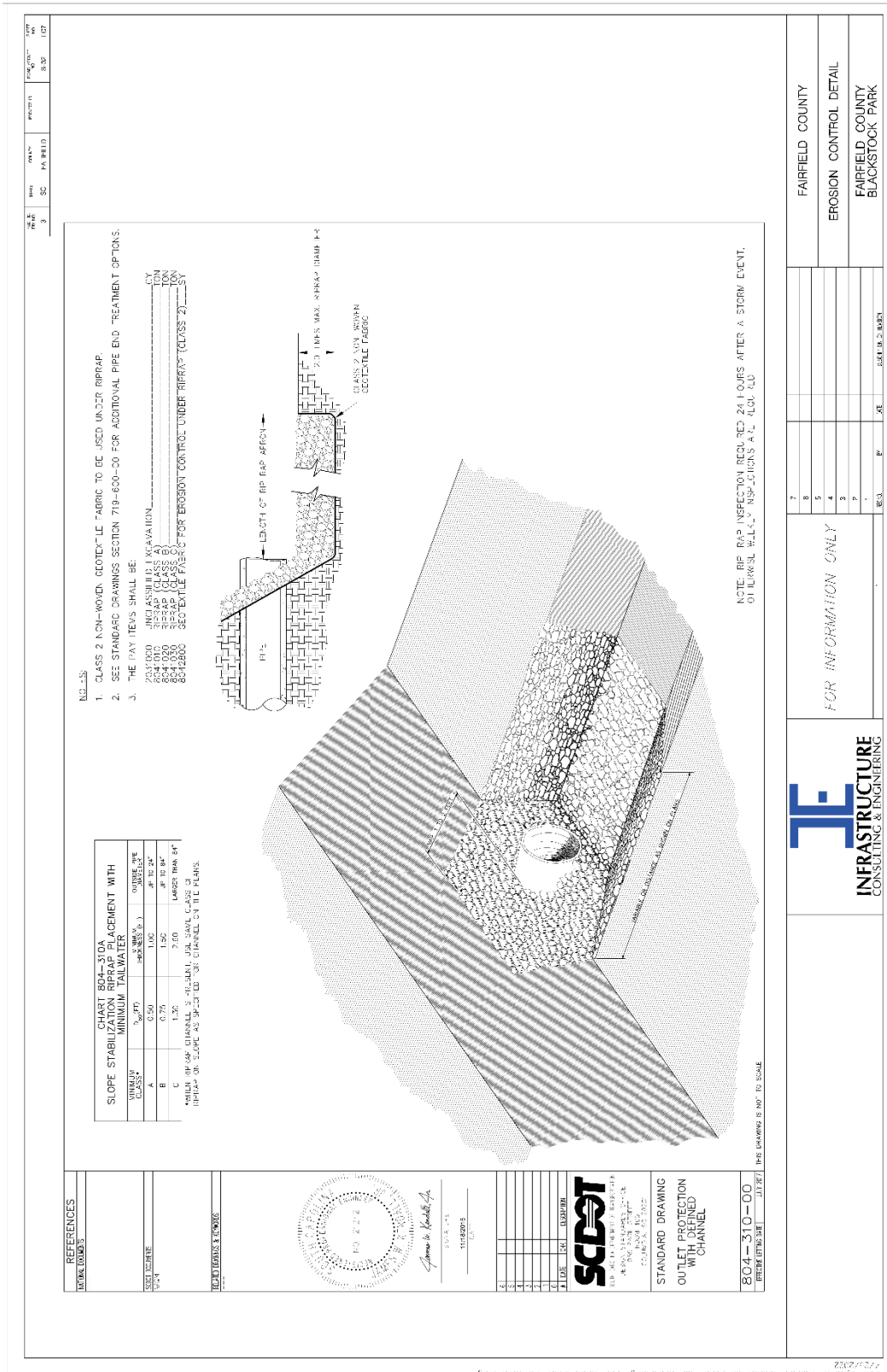
CHART 804-310A
SLOPE STABILIZATION RIPRAP PLACEMENT WITH MINIMUM TAILWATER
NOTES:
1. CLASS 2 NON-WOVEN GEOTEXTILE FABRIC TO BE USED UNDER RIPRAP.
2. SEE STANDARD DRAWINGS SECTION 719-600-00 FOR ADDITIONAL PIPE END TREATMENT OPTIONS.
3. THE PAY ITEMS SHALL BE:
LENGTH OF RIP RAP APRON
CLASS 2 NON WOVEN GEOTEXTILE FABRIC
NOTE: RIP RAP INSPECTION REQUIRED 24 HOURS AFTER A STORM EVENT, OTHERWISE WEEKLY INSPECTIONS ARE REQUIRED
REFERENCES
STANDARD DRAWING
OUTLET PROTECTION WITH DEFINED CHANNEL
804-310-00
FOR INFORMATION ONLY
INFRASTRUCTURE
CONSULTING & ENGINEERING
FAIRFIELD COUNTY
EROSION CONTROL DETAIL
FAIRFIELD COUNTY BLACKSTOCK PARK

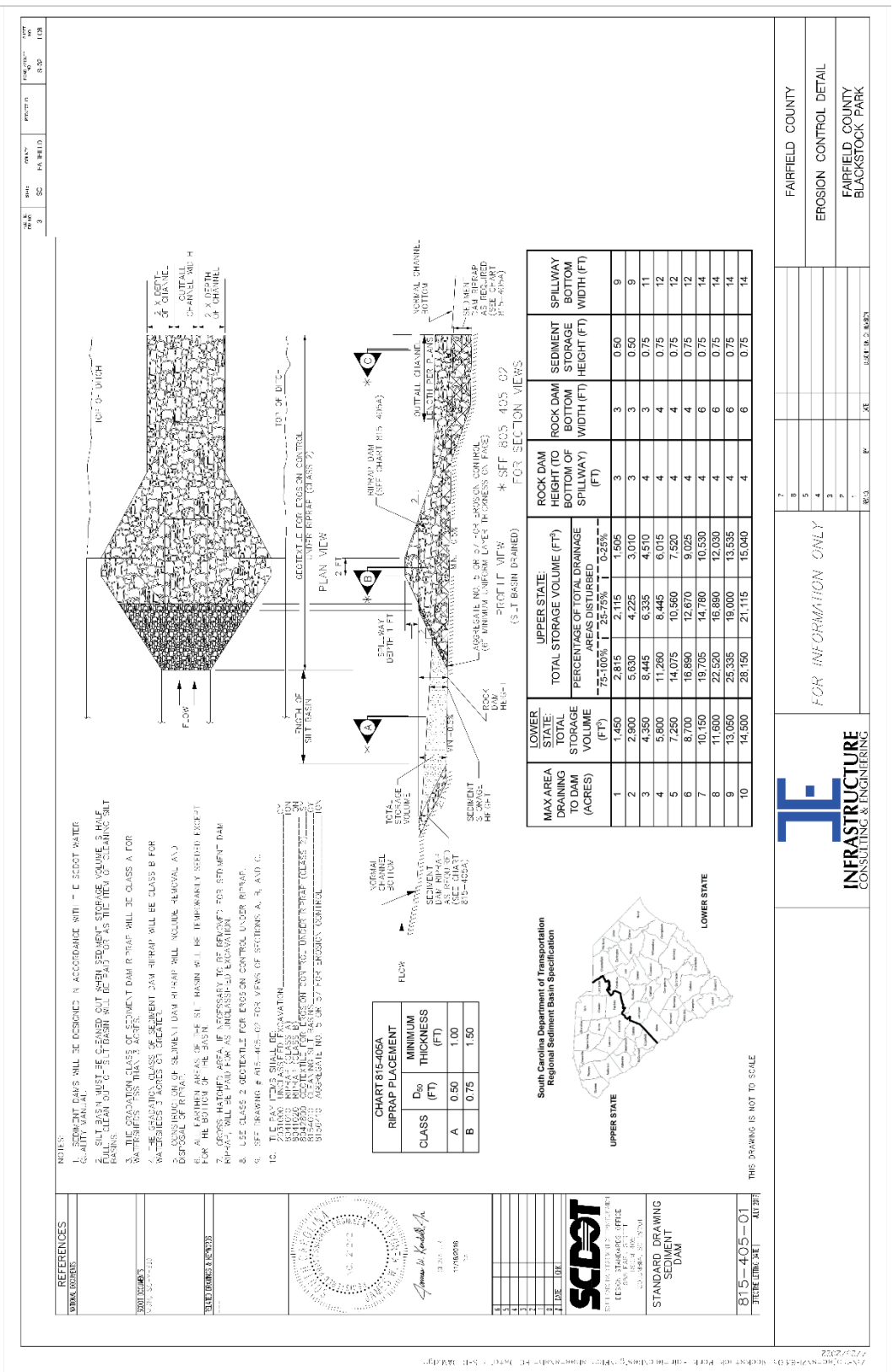

FAIRFIELD COUNTY
EROSION CONTROL DETAIL
FAIRFIELD COUNTY
BLACKSTOCK PARK

FOR INFORMATION ONLY

INFRASTRUCTURE
CONSULTING & ENGINEERING

REFERENCES

NOTES:
1. SEDIMENT DAMS WILL BE CONSTRUCTED IN ACCORDANCE WITH THE SCDOT WATER QUALITY MANUAL.
2. SILT BASIN MUST BE CLEANED OUT WHEN SEDIMENT STORAGE VOLUME IS HALF FULL. CLEAN OUT OF SILT BASIN WILL BE PAID FOR AS THE ITEM OF CLEANING SILT BASINS.
3. THE CONSTRUCTION CLASS OF SEDIMENT DAM RIPRAP WILL BE CLASS A FOR MAXIMUM HEIGHTS OF 4 FEET AND CLASS B FOR MAXIMUM HEIGHTS OF 6 FEET.
4. CONSIDERATION OF SEDIMENT DAM RIPRAP WILL BE CLASS B FOR DISPOSAL OF RIPRAP.
5. A MINIMUM AREA OF THE SILT BASIN WILL BE PERMANENTLY RESERVED EXCEPT FOR THE BOTTOM OF THE BASIN.
6. CROSS HATCHED AREA IF NECESSARY TO BE REMOVED FOR SEDIMENT DAM RIPRAP, WILL BE PAID FOR AS UNCLASSIFIED EXCAVATION.
7. USE CLASS 2 GEOTEXTILE FOR EROSION CONTROL UNDER RIPRAP.
8. SEE DRAWING # 815-405-02 FOR VIEWS OF SECTIONS A, B, AND C.
9. TYPICAL TRAP SHAPE OF EXCAVATION.
10. TYPICAL SEDIMENT DAM WITH RIPRAP OUTLET

CHART 815-405A RIPRAP PLACEMENT		
CLASS	D_{50} (FT)	MINIMUM THICKNESS (FT)
A	0.50	1.00
B	0.75	1.50

MAX AREA DRAINING TO DAM (ACRES)	LOWER STATE: TOTAL STORAGE VOLUME (FT³)	UPPER STATE: TOTAL STORAGE VOLUME (FT³) PERCENTAGE OF TOTAL DRAINAGE AREAS DISTURBED 75-100%	25-75%	0-25%	ROCK DAM HEIGHT (TO BOTTOM OF SPILLWAY) (FT)	ROCK DAM BOTTOM WIDTH (FT)	SEDIMENT STORAGE HEIGHT (FT)	SPILLWAY BOTTOM WIDTH (FT)
1	1,450	2,815	2,115	1,505	3	3	0.50	9
2	2,900	5,630	4,225	3,010	3	3	0.50	9
3	4,350	8,445	6,335	4,510	4	3	0.75	11
4	5,800	11,260	8,445	6,015	4	4	0.75	12
5	7,250	14,075	10,560	7,520	4	4	0.75	12
6	8,700	16,890	12,670	9,025	4	4	0.75	12
7	10,150	19,705	14,780	10,530	4	6	0.75	14
8	11,600	22,520	16,890	12,030	4	6	0.75	14
9	13,060	25,335	19,000	13,535	4	6	0.75	14
10	14,500	28,150	21,115	15,040	4	6	0.75	14

South Carolina Department of Transportation
Regional Sediment Basin Specification

UPPER STATE

LOWER STATE

THIS DRAWING IS NOT TO SCALE

SCDOT

STANDARD DRAWING
SEDIMENT
DAM

815-405-01